



# RELEASE AND ACCEPTANCE ORDERS

## *Messaging User Guide (XML)*

XML Messaging Guide for container Release and Acceptance Orders in valenciaportpcs.net's Inland Transport Service.

# CONTENTS

<b>CONTENTS.....</b>	<b>2</b>
<b>1 // INTRODUCTION.....</b>	<b>5</b>
1.1 // TRACK CHANGES .....	5
1.2 // OBJECT.....	8
1.3 // SCOPE .....	9
1.4 // CONTENTS.....	9
1.5 // ABBREVIATIONS AND ACRONYMS .....	9
1.6 // RELATED DOCUMENTS .....	10
<b>2 // BUSINESS CONTEXT AND ASSOCIATED MESSAGING.....</b>	<b>11</b>
2.1 // MESSAGE FLOW .....	12
<b>3 // DETAILS AND VALIDATIONS .....</b>	<b>17</b>
3.1 // ENCODED DATA.....	25
<b>4 // SPECIAL CONSIDERATIONS: FORMAT AND CONTENT.....</b>	<b>26</b>
4.1 // MANDATORY NATURE, CARDINALITIES, SIZES AND TYPES.....	26
4.2 // DATA FORMATS AND TYPES.....	27
4.2.1. Character sets supported.....	27
4.2.2. Alphanumeric type (<xs:string>) .....	27
4.2.3. Boolean type (<xs:boolean>) .....	27
4.2.4. Numeric types (<xs:positiveInteger> and <xs:decimal>) .....	27
4.2.5. Types for date and date/time (<xs:date> and <xs:dateTime>).....	27
4.3 // MESSAGE VERSIONS .....	27
<b>5 // RELEASE/ACCEPTANCE ORDER MESSAGE STRUCTURE .....</b>	<b>29</b>
<b>6 // RELEASE/ACCEPTANCE ORDER MESSAGE ELEMENTS .....</b>	<b>30</b>
6.1 // MESSAGEHEADER.....	30
6.1.1. Purpose.....	30
6.1.2. Comments.....	30
6.1.3. Elements .....	31
6.1.4. XML example .....	32
6.2 // DOCUMENTDETAILS.....	33
6.2.1. Purpose.....	34
6.2.2. Comments.....	34
6.2.3. Elements .....	35
6.2.4. XML example .....	36
6.3 // DOCUMENTDETAILS\REFERENCES .....	37
6.3.1. Purpose.....	37
6.3.2. Comments.....	37
6.3.3. Elements .....	38
6.3.4. XML example .....	38
6.4 // DOCUMENTDETAILS\PARTIES .....	39
6.4.1. Purpose.....	39
6.4.2. Comments.....	39

6.4.3. Elements .....	41
6.4.4. XML example .....	42
6.5 // DOCUMENTDETAILS\UNLOADINGVESSELDDETAILS .....	43
6.5.1. Purpose .....	43
6.5.2. Elements .....	43
6.5.3. XML example .....	43
6.6 // DOCUMENTDETAILS\LOADINGVESSELDDETAILS .....	44
6.6.1. Purpose .....	44
6.6.2. Comments .....	44
6.6.3. Elements .....	44
6.6.4. XML example .....	44
6.7 // DOCUMENTDETAILS\PORTS .....	45
6.7.1. Purpose .....	45
6.7.2. Comments .....	45
6.7.3. Elements .....	45
6.7.4. XML example .....	46
6.8 // DOCUMENTDETAILS\NEXTTRANSPORTDETAILS .....	47
6.8.1. Purpose .....	47
6.8.2. Comments .....	47
6.8.3. Elements .....	47
6.8.1. XML example .....	47
6.9 // CONTAINERS .....	48
6.9.1. Purpose .....	49
6.9.2. Comments .....	49
6.9.3. Elements .....	49
6.9.4. XML example .....	49
6.10 // CONTAINERS\GOODS .....	51
6.10.1. Purpose .....	51
6.10.2. Comments .....	51
6.10.3. Elements .....	51
6.10.4. XML example .....	52
6.11 // CONTAINERS\GOODS\DANGEROUSGOODSDetails .....	53
6.11.1. Purpose .....	53
6.11.2. Comments .....	53
6.11.3. Elements .....	53
6.11.4. XML example .....	54
6.12 // CONTAINERS\CONTAINERDETAILS .....	55
6.12.1. Purpose .....	56
6.12.2. Comments .....	56
6.12.3. Elements .....	57
6.12.4. XML example .....	61
6.13 // CONTAINERS\CONTAINERDETAILS\REEFERCONTAINERDETAILS .....	62
6.13.1. Purpose .....	62
6.13.2. Comments .....	62
6.13.3. Elements .....	63

6.13.4. XML example .....	64
6.14 // CONTAINERS\RELEASEDETAILS OR ACCEPTANCEDETAILS .....	65
6.14.1. Purpose .....	66
6.14.2. Comments .....	66
6.14.3. Elements .....	67
6.14.4. XML example .....	69
6.15 // CONTAINERS\[RELEASE/ACCEPTANCE]DETAILS\REFERENCES .....	70
6.15.1. Purpose .....	70
6.15.2. Comments .....	70
6.15.3. Elements .....	71
6.15.4. XML example .....	71
6.16 // CONTAINERS\[RELEASE/ACCEPTANCE]DETAILS\ROADTRANSPORTDETAILS .....	72
6.16.1. Purpose .....	72
6.16.2. Comments .....	72
6.16.3. Elements .....	72
6.16.4. XML example .....	73
<b>7 // XML EXAMPLE OF A RELEASE ORDER .....</b>	<b>74</b>
<b>8 // XML EXAMPLE OF AN ACCEPTANCE ORDER .....</b>	<b>77</b>

# 1 // Introduction

## 1.1 // Track changes

Version	Parts that Change	Change description
March 10 <sup>th</sup> 2011	--	Original version
May 12 <sup>th</sup> 2011	Chapter 2.1	Comments added about the message configuration per container
	Chapter 6.2.3	Definition of the Closing Time date type as date/time
	Chapters 6.1.2, 6.4.2, 6.9.2, 6.11.2, 6.14.2	Comments added about validations or additional instructions for certain data
	Chapter 6.1.3	Function added: Modification as a result of the acceptance confirmation
	Chapters 7 and 8	Examples adapted to incorporate existing changes
June 22 <sup>nd</sup> , 2011	Chapter 2.1	Added comment about when configuration indicates to send messages with a single container each
	Chapter 6.1.3	Change of code for modification as a result of release confirmation, and deleted code for modification as a result of acceptance confirmation
	Chapter 6.2.2	Explanation of operation types
	Chapter 6.3.3	Syntax correction
	Chapters 6.13.3	Added remarks generated by the system, and a code for Closing Time remarks
September 28 <sup>th</sup> , 2011	Chapter 2.1	Added Logistics Operator to message flow
	Chapters 6.2 and 6.13	For each remark both type and text of remark are mandatory
	Chapters 6.4 and 6.10	Added validations for contact persons and contact details, and increased maximum size of contact details.
	Chapter 6.7.2	Code or name of the port is mandatory.
	Chapter 6.12	Value and units for temperature and air flow are both mandatory if the data group is included
	Chapter 6.14	Bar codes cannot be repeated, not even among documents of different types (Release and Acceptance), and is an integer number
January 24 <sup>th</sup> , 2012	Full document	Complete revision after go-live of new version of the service. Removal of references to Transition Phase.
May 8 <sup>th</sup> , 2012	Full document	Complete revision after adding functionality for independent Release and Acceptance Orders. Included new data for message version v1.1 identified in the data tables in grey.
November 19 <sup>th</sup> ,	Chapter 2.1	Modification in how export documents are linked,

Version	Parts that Change	Change description
2012		using the container's ISO type instead of the sequence number.
	Minor corrections throughout the document	Added several minor validations.
March 15th, 2013	Chapter 3 and 6.11.2	Revised validations about CLEANED_OF_DG and NOT_CLEANED_OF_DG instructions.
	6.1.3 Elements	New function "modification as a result of the acceptance confirmation"
	6.3.2 Comments	The booking number is mandatory only for merchant haulage export.
May 2 <sup>nd</sup> , 2013	6.4.2 Comments	To replace the release or acceptance company its code or National Identification Number must be indicated.
December 18 <sup>th</sup> , 2013	6.11.3. Elements	Leasing Agencies added (element Containers\ContainerDetails\LeasingAgencyDetails)
May 28 <sup>th</sup> , 2014	Chapter 3	The particular instruction BOOKING_CHANGE will not be forwarded to any agent.  Added VoyageNumber element
	6.11.2. Comments	
	6.15.3. Elements	
October 17 <sup>th</sup> , 2014	6.4.2. Comments	If it is an import or an export, merchant haulage, the Logistics Operator is not recognised by valenciaportpcs.net and the Transport Operator is not included then it is mandatory to include a contact with an email address in the Logistics Operator party.
April 29 <sup>th</sup> , 2015	6.15.3. Elements	The size of the fields TruckPlateNumber and TrailerPlateNumber has been increased from 9 to 35.
May 26 <sup>th</sup> , 2015	1.6 // Related documents	Reference to appendix of leasing companies
	6.11.3. Elements	
August 19 <sup>th</sup> , 2015	6.4.2. Comments	The Transport Operator cannot be included when it is merchant haulage.
September 22 <sup>th</sup> , 2015	6.4.2. Comments	If it is an import, export, export cancellation or transfer, merchant haulage, the Logistics Operator is not recognised by valenciaportpcs.net and the Transport Operator is not included then it is mandatory to include a contact with an email address in the Logistics Operator party.
November 12 <sup>th</sup> , 2015	6.4.2 Comments	Comments to describe the especial case for messages for equipments to load or unload to/from a train.
	6.15.3 Elements	
	6.13.3 Elements	
	6.15.3 Elements	Added two new fields: container position on the wagon load (ContainerWagonPosition) and wagon

Version	Parts that Change	Change description
		position in the train (WagonPosition).
December 14th, 2015	6.4.2. Comments 6.10.2. Comments	It is not possible to repeat a contact detail for the same type of contact.
March 3rd, 2016	6.12.2 Comments	Changes related to the reefer container information.
March 23rd, 2016	3. Details and validations 6.11.2. Comments 6.11.3. Elements 6.11.4. XML example 8. XML example	Changes related to the container gross weight and new element to indicate whether the container gross weight is verified or not.  New additional instruction for the container "Terminal Weighing".
July 12th, 2016	3. Details and validations 6.3.2. Comments	The booking number is mandatory for export, merchant and carrier haulage.
June 21th, 2017	6.13.2 Comments	A minimum seal is mandatory in imports with full release in equipments that are not open size or platform.
Sep 19th, 2016	6.10.2. Comments 6.11.2. Comments	The PAV authorization number must be valid, an authorization for the berth number and container plate number must exist.  In an export operation the container plate number cannot be active in another document in which the same Container Provider and booking number is used with its acceptance confirmed.
August 29th, 2018	6.11.3 Elements	A new type of positioning for Weighing is added
December 7th, 2018	3. Details and validations 6.11.2. Comments 6.11.3. Elements	New additional instruction for the container "Cold Treatment".
January 11 <sup>th</sup> , 2019	3. Details and validations 6.11.2. Comments 6.11.3. Elements	New additional instruction for the container "Smart container".
August 8 <sup>th</sup> , 2020	6.13.3 Elements	New code for remarks related to automatic AO cancellation.
Oct 20 <sup>th</sup> , 2020	6.8 Elements	New next transport details segment

Version	Parts that Change	Change description
Nov 4 <sup>th</sup> , 2020	3. Details and validations 3.1 Codified data	Next transport details group added Terminal code added
January 21 <sup>th</sup> , 2021	6.14 Containers 6.14.2 Comments 7 & 8 EDI Examples	Proposed date (code qualifier 396) is optional. Validity date and expiration date are calculated from proposed date. Validity start date is included in version 1.0.
April 29 <sup>th</sup> , 2021	2.1. Message flow 6.2 DocumentDetails 6.2.3. Elements 6.2.4. XML example 6.14.2. Comments 6.14.3. Elements 7. XML example 8. XML example	ClosingTimeValidDate at all levels (DocumentDetails) and Closing Time (Code=CLOSING_TIME) remarks are removed from all messages including railway messages.  New remarks at ReleaseDetails and AcceptanceDetails level with Code=ORDER_NOT_VALID and Code=DATES_MISMATCH
December 27 <sup>th</sup> , 2021	3. Details and Observations 6.16.2 Comments	New driver name and identification validations.
January 19 <sup>th</sup> , 2022	3. Details and Observations 6.16.2 Comments	Driver data validations updated.
January 27 <sup>th</sup> , 2022	6.16.2 Comments	Added comment about NIF obfuscation.
<u>30 May'2022</u>	<u>6.14 Containers\Release/AcceptanceDetails</u> <u>6.14.2 Comments</u> <u>6.14.3 Elements</u> <u>6.14.4 XML example</u>	<u>New company included at the section Release/AcceptanceDetails with the identifier RailOperatorBillingLine which defines the billing line of the rail operator. (Only available for rail orders)</u>

(\*) The track changes table features the parts of this document which have changed compared to the previous version.

## 1.2 // Object

The object of this document is to define the user guide for the XML message corresponding to valenciaportpcs.net's Release and Acceptance Orders.

Release/Acceptance Orders are part of the **new** message flow which the valenciaportpcs.net portal has created to facilitate exchanges of documents concerned with the management of Valenciaport's Inland Transport system.



## 1.3 // Scope

The Release/Acceptance Order message is part of a set of messages created by valenciaportpcs.net to organise road transport between contracting parties, transport providers, container providers and release and acceptance companies.

The Release/Acceptance Order message is used so that the container provider can relay instructions to the release or acceptance company for the release/acceptance of **a single container** on its premises. These instructions can also be sent directly both to the logistics operator that contracted the maritime transport, as well as to the transport operator in charge of the inland transport.

Therefore, this guide can be used by parties who have a Release/Acceptance **sender** profile (Shipping Agents and Rail Operators) and by those who have a Release/Acceptance Order **recipient** profile (Depots and Terminals, as well as Transport Operators and Logistics Operators as new possible recipients of independent release/acceptance orders).

With the go-live of the Phase 2 of the new Inland Transport service of valenciaportpcs.net, the container provider will be able to send release and acceptance orders **independently** of the transport order. It will not be necessary any longer, as it was before this new phase, to send the full document with the Transport Instructions, Release and Acceptance Orders (that is, the Unified Transport Document or DUT described in this document). Specially in the scenario of **merchant haulage**, container providers will be able to send exclusively the documents they are responsible for in such scenario, that is, the release and acceptance orders, and valenciaportpcs.net will add these documents to the corresponding transport instructions sent by the logistics operator, giving the parties involved a **unified vision** of all the documents related to a road transport consignment in what will be known as the Unified Transport Document.

## 1.4 // Contents

This guide is divided up into different chapters as shown below:

- Chapter 1 – Introduction
- Chapter 2 – Message flows involved in the process of contracting road transport and instructions about sending replacements and cancellations.
- Chapter 3 – Table featuring all the details contained in Release/Acceptance Orders, as well as remarks about the mandatory nature of certain details and other validations.
- Chapter 4 – General comments about message details, formats, lists used, identification of mandatory data
- Chapter 5 – General structure of the Release/Acceptance Order message (XSD schema).
- Chapter 6 – Details of the Release/Acceptance Order structure for each of the elements that makes up the message.
- The last two chapters contain examples of a complete Release Order and a complete Acceptance Order.

## 1.5 // Abbreviations and acronyms

Term	Meaning
AC	Acceptance Company
CC	Contracting Company, Contracting Party
CP	Container Provider

Term	Meaning
ISO	International Standards Organization
LO	Logistics Operator, Freight Forwarder
PAV	Port Authority of Valencia, or Valenciaport
PCS	valenciaportpcs.net
RC	Release Company
SA	Shipping Agent
SCAC	Standard Carrier Alpha Code
TA	Transport Agent
TO	Transport Operator
UN/LOCODE	United Nations Code for Trade and Transport Locations
UTD	Unified Transport Document
Code	Organization code in valenciaportpcs.net

## 1.6 // Related documents

The following documents describe the rest of the messages available in XML format for the Inland Transport Service of valenciaportpcs.net:

- *PCS12-TRANS007\_\_Visión General Transporte Fase 2*
- *PCS11-TRANS003\_\_Messaging User Guide DUT (XML).docx*
- *PCS12-TRANS004\_\_Messaging User Guide Multiple Release and Acceptance Orders (XML).docx*
- *PCS11-TRANS005\_\_Messaging User Guide Transport Assignment (XML).docx*
- *PCS11-TRANS006\_\_Messaging User Guide Release and Acceptance Confirmation (XML).docx*
- *PCS11-TRANS007\_\_Messaging User Guide Acknowledgment (XML).docx*
- *PCS15-TRANS001\_\_Appendix of Leasing Companies.docx*

## 2 // Business context and associated messaging

---

In this new version, valenciaportpcs.net's Inland Transport service is modelled on two types of documents:

1. **Transport Instructions:** Issued by the contracting party to the transport provider or operator, indicating a definite request for a transport service.

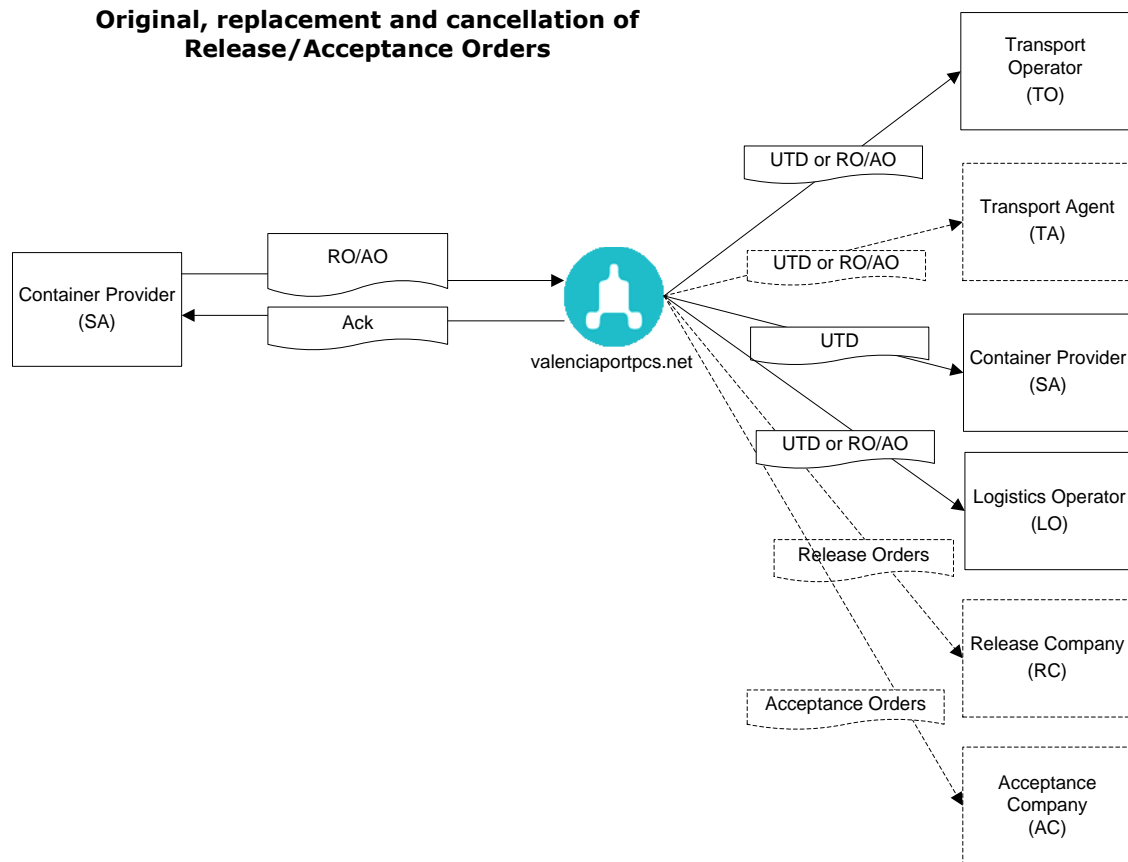
The Transport Instructions will be based on two different scenarios in the Valenciaport context according to whether the Ocean Carrier (or its Shipping Agent) **assigns** the road transport to the Logistics Operator or not (Merchant Haulage or Carrier Haulage). Either the Logistics Operator sends a request to the Shipping Agent for carrier haulage transport, or a Transport Agent is contracted by either of the two parties (according to whether Merchant Haulage or Carrier Haulage is used).

Therefore, the former concept of the Transport Request is now simply included as another part of the Transport Instructions.

2. **Release/acceptance orders:** Sent by the container provider (normally the Shipping Agent) to authorise the release and acceptance of the container in the depots as well as the port and rail terminals.

The release and acceptance orders can be generated together with the transport instructions (in a Complete UTD) when the scenario is carrier haulage and, therefore, contracting party and container provider are the same agent (the Carrier or its Shipping Agent). Additionally, they can also be sent independently of the transport instructions (generally in a merchant haulage scenario), and valenciaportpcs.net will try to "merge" such documents received from different agents in a UTD that includes all data associated to the same inland transport consignment.

## 2.1 // Message flow



When processing a Release/Acceptance Order message, valenciaportpcs.net will attempt to merge this document with an existing Transport Instructions document. If this integration is performed, and both documents are merged into a Unified Transport Document (UTD), updates of the UTD will be sent to each party involved in the document (Transport Operator, Transport Agent, Logistics Operator, or even the Container Provider if he was the sender of both documents and has sent them separately even when he could have done it together).

If, on the other hand, there is no integration of this Release/Acceptance Order with another Transport Instructions document, each recipient of the Release/Acceptance Order will receive an update of this **independent** document.

Release and Acceptance Companies (Container Depots and Terminals), as recipients of each Release/Acceptance Order, will continue to receive such documents independently as they do now.

Therefore, valenciaportpcs.net will attempt to associate the Release/Acceptance Order of this message with a Transport Instructions document, using the following references:

- PCS Document Number of the associated Transport Instructions (*DocumentDetails\References\DUTDocumentNumber*)
- Contracting party reference of the associated Transport Instructions (*DocumentDetails\References\DUTContractingPartyReference*) + code of that agent (element *DocumentDetails\Parties\PCSCCode* or *NationalIdentityNumber* when *DocumentDetails\Parties\Type* = 'LOGISTICS\_OPERATOR')
- If it is an import document, container number.

- If it is an export document, Booking number or Forwarder Reference Number + container ISO type (documents will be associated when container types are identical or at least **equivalent**, that is: same length (20, 40 or 45 feet) and height (standard or high-cube), and when it also coincides that the container in both documents is categorized as reefer or open-top).

If the Release/Acceptance Order includes the specific document that must be associated with it, through any of the references above, valenciaportpcs.net will search for that document and, after a few additional validations (**matching of involved agents and most relevant data fields**, validations which are described in the next chapter), it will integrate the Release/Acceptance Order being processed in the found UTD.

If the PCS document number has been included, and no document is found in the system that matches that reference or the document has been cancelled, the message will be rejected. For the rest of the search references, if no **active** documents are found, the message will be accepted but the Release/Acceptance Order will not be integrated with any Transport Instructions.

As it has been mentioned, apart from some of these association references matching between documents, certain very relevant data will be validated that is coincides in both documents or, if not, the message will be rejected.

As it will also be detailed in the following chapter, in the process of integrating documents (Transport Instructions and Release/Acceptance Orders) when there is ambiguity in the data specific precedence rules will be applied to define which agent's data has prevalence.

Finally, **document integration cannot be broken**. In other words, if a Transport Instructions and a Release/Acceptance Order have been integrated in a UTD, such integration cannot be rectified (that is, change the association references to break such integration, or substitute a Release/Acceptance Order already integrated in a container of a UTD by a different one). If the references provided were incorrect and this implied the erroneous integration of documents, one of them must be **cancelled** to break such integration.

Release/Acceptance Order **replacements** mean that all the details in the original document are replaced by the new document, with the following exceptions:

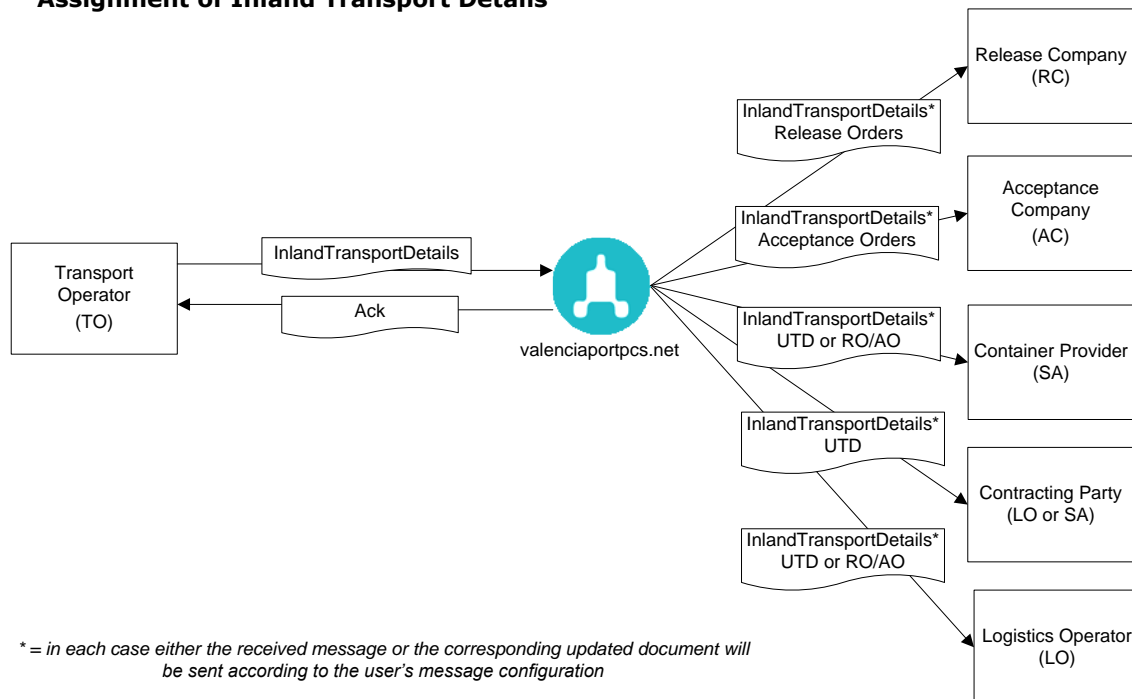
- The sender's reference and the bar codes cannot be modified and should be identical to the original (if they are not included in the replacement, they should be recovered from the original).
- No agent code can be changed, with the exception of Release/Acceptance Companies. If the sender of the order wishes to modify any of the remaining agent codes which where originally indicated, the order must be cancelled and another original sent with a new agent code.
- The only information which is maintained from the previous transport document are the details the original sender does not provide:
  - Actual release and acceptance date
  - Requested date of release and acceptance.
  - Transport authorization number from the Transport Operator and from the Transport Agent
  - The following details from the original are also maintained if the sender does not indicate them in the replacement document (this information may previously have been provided by the Transport Agent or in the release/acceptance confirmation):
    - Container number
    - Vehicle plate numbers (trucks and trailers)
    - Journey numbers

- Driver details (name, national identity number, mobile)
- Seals

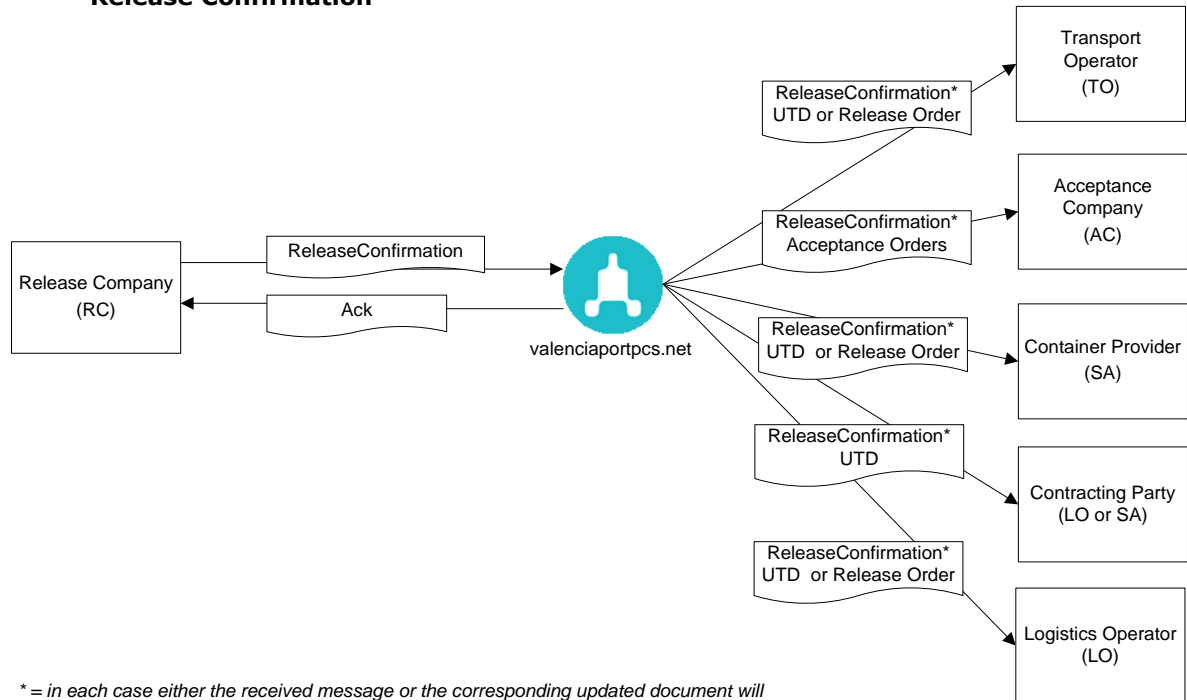
However, if the UTD sender provides any of these details in the replacement document, the previous details will be overwritten.

In addition to the messages the container provider sends to create, replace or cancel Release/Acceptance Orders, each document can also be **updated** by the transport provider (Transport Operator or Transport Agent) and by the companies which release and accept the containers (Depots and Terminals). The following diagrams show these additional message flows for the inland transport documents:

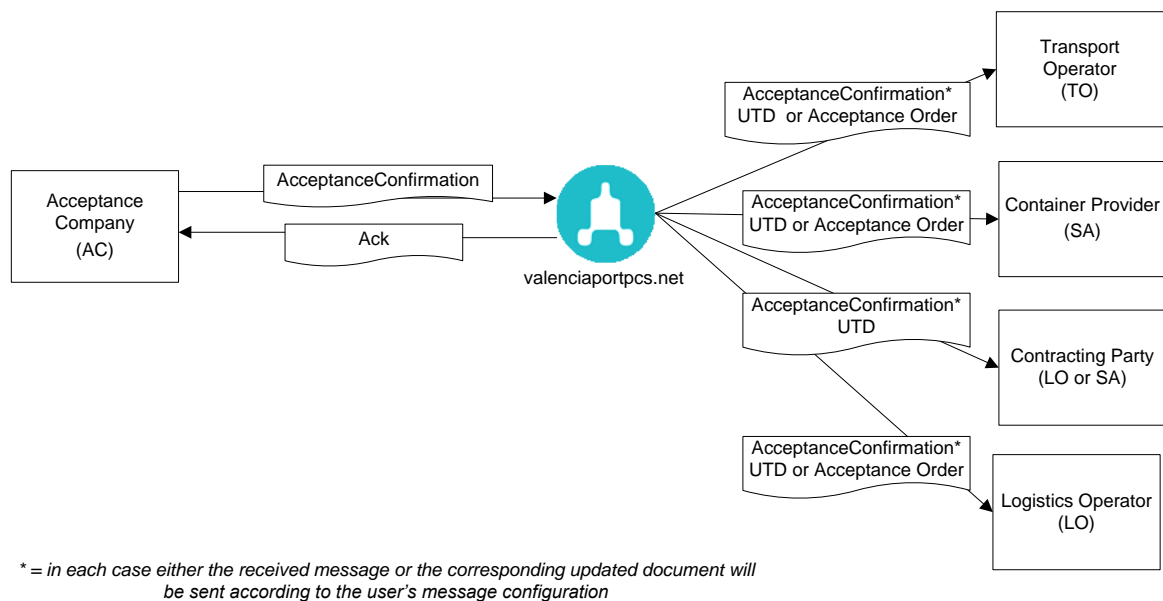
#### Assignment of Inland Transport Details



## Release Confirmation



## Acceptance Confirmation



When a document (be it a UTD or an independent Release/Acceptance Order) is updated, the agents involved in the flow will also receive this update. In general, the user can choose to receive the message which updated the document (for example, the Inland Transport Details sent by the Transport Operator/Agent to provide certain details about the transport service to be carried out). Alternatively, the system can add these details to the document and send a UTD or Release/Acceptance Order message with the new complete version of the document.

As already mentioned, the receivers of a UTD update will have the option to request valenciaportpcs.net to configure them in order to receive each UTD multi-container as **N**

**messages UTD with a single container each one of them.** Data common to all the UTD will be identical in each one of these messages, and each one of them will contain the detail of one of the N containers of the UTD.



### 3 // Details and Validations

The following table shows a list of all the details exchanged in a Release/Acceptance Order, according to the message flow described in the previous section. In addition to the actual details, this table shows:

- Whether the details are mandatory or not, or whether some kind of validation is associated with them.
- Which agents are sent which data. The abbreviations used are CC (Contracting Company/Contracting Party), CP (Container Provider), TO/TA (Transport Operator/Transport Agent), RC (Release Company) and AC (Acceptance Company).
- Which agents are authorised to change details, either in the Transport Details Assignment (sent by the Transport Agent) or in the Release/Acceptance Confirmation (sent by Container Depots or Terminals). The assignments are identified in the TA column and the confirmations in the CF column.
- In a **merchant haulage** scenario, when valenciaportpcs.net merges the Transport Instructions sent by the CC and the Release/Acceptance Orders sent by the CP, there may be ambiguity between the data included by one agent and the other one. In such cases, the following table shows with an **X** the agent whose data takes precedence (and, hence, whose last modification will prevail in the Unified Transport Document that results from the integration). The data fields marked with an **X** must coincide in both documents, or the message will be rejected.

In the case of messages sent to the Release Company or to the Acceptance Company, if the container is empty when released/accepted neither goods details nor specific details which are only applicable to full containers are sent (except for details about previously transported dangerous goods or about oversize dimensions which can also affect the empty container, as well as details for reefer containers to prepare the **release** of an empty container). These details are marked with an X\*

In the Transport Details Assignment messages, the container number can only be modified **if the Shipping Agent which has sent the release/acceptance order authorises the transport agents to modify these details**. This is marked with an X\*

Details	CC	CP	TO/ TA	RC	AC	TA	CF	Remarks
Type of operation (export, import, transfer, transshipment, export cancellation)	X	X	X	X	X			Mandatory
Type of transport (merchant haulage, carrier haulage)	X	X	X	X	X			Mandatory
Rail transport indicator	X	X	X	X	X			
<b>Generic references</b>								
Booking number	X	X	X	X	X			Mandatory for export movements.
Bill of Lading Number (BL)	X	X	X	X	X			Inclusion highly recommended, especially for imports

Details	CC	CP	TO/ TA	RC	AC	TA	CF	Remarks
Logistics Operator/Forwarder file number	X	X	X					
References to associated document (PCS document number or contracting party reference => Logistics' Operator reference)	X	X	X					If this references are sent, they would be used to search for a Transport Instructions document to merge this order with
Involved parties (code, name, national identity number, document reference, street address, city, UNLOCODE, postal code, contact name and contact details, (mobile))								Code, national identity number and name are mandatory
Container Provider	X	X		X	X			Mandatory
Transport Operator	X	X	X	X	X	X		Can complete their details in the Transport Assignment
Transport Agent	X	X	X	X	X	X		It should not be included in the Release/Acceptance Order or it will be rejected, it will be included in the document after the Inland Transport Data assignment message.
Release Company	X	X	X	X				Mandatory if the Release Order is sent.
Acceptance company	X	X	X		X			Mandatory if the Acceptance Order is sent.
Logistics operator	X	X	X					Mandatory for merchant haulage, recommended in all cases
<b>Road transport details</b>								
Transport Operator Authorization Number	X		X	X	X	X		
Transport Agent Authorization Number	X		X	X	X	X		
<b>Shipping origin details (unloading vessel)</b>								
Voyage number	X	X	X	X				
Berth request number	X	X	X	X				
Vessel code (call-sign)	X	X	X	X				
Vessel name	X	X	X	X				
<b>Shipping destination details (loading vessel)</b>								
Voyage number	X	X	X		X			
Berth request number	X	X	X		X			Mandatory for acceptance of full containers at terminals and depots that require this number, only if it has not been marked as Return to Terminal or rail transport. When indicated, the number is validated against the master table to check that the berth request number exists and is valid (the operation has not been completed, the vessel has not started loading/unloading)

Details	CC	CP	TO/ TA	RC	AC	TA	CF	Remarks
Vessel code (call-sign)	X	X	X		X			
Vessel name	X	X	X		X			
<b>Ports</b>								
Port of origin	X	X	X	X				Validated against the UNLOCODE master table
Loading port	X	X	X	X				Validated against the UNLOCODE master table
Unloading port	X	X	X		X			Mandatory for acceptance of full containers at terminals and depots that require it, only if it has not been marked as Return to Terminal or rail transport. Validated against the UNLOCODE master table
Destination port	X	X	X		X			Validated against the UNLOCODE master table
<b>Next transport details</b>								
Next transport mode	X	X	X		X			Optional for admission orders
Requested departure date	X	X	X		X			Can be filled if the next transport mode is rail
Next discharge location	X	X	X		X			Can be filled if the next transport mode is rail
<b>Remarks</b>								
General remarks from Container Provider	X	X	X	X	X			
General remarks to Transport Operator/Agent	X	X*	X					Shared by the TO and TA If they are included both in the Transport Instructions and in the Release/Acceptance Orders, they are added to the Unified Document
Remarks from transport agent	X		X			X		The TO and the TA can each send their own remarks.
Remarks from valenciaportpcs.net	X	X	X	X	X			Remarks generated by the system (for example, about Closing Time, the automatic change of release/acceptance, etc.)
<p style="text-align: center;">For each container (at least one container must be indicated)</p>								
<b>Goods</b>								One is always mandatory when a full container is indicated for release or acceptance
Number of packages	X	X	X	X*	X*			
Type of packages (code and description)	X	X	X	X*	X*			Validated against the master table

Details	CC	CP	TO/ TA	RC	AC	TA	CF	Remarks
(Harmonised) ISO goods code	X	X	X	X*	X*			Code or description mandatory. Validated against the master table
Goods description	X	X	X	X*	X*			Code or description mandatory
Gross weight	X	X	X	X*	X*			Mandatory
Dangerous goods details (UNDG code, IMDG class, packing group, port authorization number)	X	X	X	X*	X*			If any dangerous goods details are included, the UNDG code is mandatory Validated against the UN code master table
Contact name and contact details for dangerous goods	X	X	X	X*	X*			
<b>Container</b>								
Plate number (import)	X	X	X	X	X	X*	X	Mandatory. Maximum length: 11 digits.
Plate number (all movements except import)	X	X	X	X	X	X*	X	Mandatory for transfer/transshipment of full containers and export cancellation. Maximum length: 11 digits.
Unique container reference or identifier (for example, an item or sequence number)	X	X	X	X	X	X	X	Mandatory.
Type (ISO code + ISO description)	X	X	X	X	X			Mandatory. Validated against the ISO code master table
Container state on release (full or empty)	X	X	X	X				Mandatory Consistent with the container state: full at release for import, and in the same condition on release/acceptance for transfer.
Container state on acceptance (full or empty)	X	X	X		X			Mandatory Consistent with the container state: full at acceptance for export, and in the same condition on release/acceptance for transfer.
Full container details (full container load (FCL), less than container load (LCL), full with other equipment or empty)	X	X	X	X*	X*			
Tare weight	X	X	X	X	X			Mandatory
Maximum weight	X	X	X	X	X			
Gross weight	X	X	X	X	X			
Verified gross weight indicator	X	X	X	X	X		X	Only in acceptance orders
Oversize dimensions (front, back, left, right, height)	X	X	X	X*	X*			Cannot be informed for an empty container order
Customs status (value code: AUTHORIZED/UNKNOWN)	X	X	X	X	X			Provided by valenciaportpcs.net
Import container unloaded	X	X	X					Provided by valenciaportpcs.net
<b>Inspections and Positioning Details</b>								
Goods inspection agency/agencies (Customs, Phytosanitary, SOIVRE,	X	X	X	X	X			

Details	CC	CP	TO/ TA	RC	AC	TA	CF	Remarks
Animal Health, Foreign Health, and Border Inspection Post (generic inspection) or types of positioning (scanner, weighing or generic positioning)								
Inspection or positioning date/time	X	X	X	X	X			
Operation	X	X	X	X	X			Free text to explain the operation requested by the inspection or positioning
<b>Leasing details</b>								<b>Only included in orders where the container is empty</b>
SCAC code of the leasing agency	X	X	X	X	X			
Name of the leasing agency	X	X	X	X	X			
Leasing reference	X	X	X	X	X			
<b>Additional instructions</b>								<b>List of encoded instructions: each one will have a type code and text description</b>
Reinforced container request	X	X	X	X	X			
Shuttle between terminals indicator	X	X	X	X	X			
Container owned by shipper indicator	X	X	X	X	X			
Cleaned of dangerous goods indicator	X	X	X		X			Only included in acceptance orders where the container is empty
Container with dangerous goods residues	X	X	X	X	X			Only included in orders where the container is empty
Cleanliness required	X	X	X	X	X			
Container to return to terminal	X	X	X	X	X			
Faulty container indicator	X	X	X	X	X			
Valid for flexitank	X	X	X	X	X			
Booking number changed	X	X	X	X	X			This instruction is processed by the system, will not be forwarded to any agent
Other additional instructions	X	X	X	X	X			Free text
Terminal Weighing	X	X	X	X	X			Only for acceptance orders of full containers
Cold Treatment	X	X	X	X	X			Not included in acceptance orders of empty containers
Smart Container	X	X	X	X	X			Only included in release orders of empty containers
<b>Reefer container details</b>								
Connect reefer: in terminal and to truck	X	X	X	X	X			Mandatory for reefer containers If these values indicate NO, the rest of the details should not be indicated Will only be sent to the RC or AC if the container is <b>full on release/acceptance</b>

Details	CC	CP	TO/ TA	RC	AC	TA	CF	Remarks
Temperature settings and units (Celsius or Fahrenheit)	X	X	X	X*	X			Mandatory if the container must be connected
Vent settings (closed or open)	X	X	X	X*	X			
Air flow settings and units (Cubic meters or cubic feet)	X	X	X	X*	X			
Humidity percentage	X	X	X	X*	X			
Humidifier request	X	X	X	X*	X			
Generator request	X	X	X	X*	X			
Request for controlled atmosphere and its settings (% of oxygen, nitrogen and CO <sub>2</sub> )	X	X	X	X*	X			
Additional temperature control instructions	X	X	X	X*	X			
<b>Container release details</b>								
Unique release reference	X	X	X	X		X	X	Should be unique for all the active release <b>and acceptance</b> orders from this Container Provider
Document number and reference to the associated Acceptance Order	X	X	X	X				Cross-reference to the acceptance order associated to this release order
Document number generated by the system	X	X	X	X		X	X	Must be sent empty in an original. The document numbers for the Transport Instructions, Release Order and Acceptance Order will be different.
Code and name of the container line at the terminal/depot (currently known as maritime line)	X	X	X	X				Mandatory for terminals. Validated against the master table
Assigned container list reference	X	X	X	X				This field is preferred by some Depots and Terminals to carry out bulk transfer of empty containers.
Release valid from date	X	X	X	X				The release valid from date should not be later than the acceptance valid from date.
Release expiration date	X	X	X	X				The release expiration date should not be later than the acceptance expiration date. It cannot be earlier than the date the original message was sent.
Release date proposed by the contracting party	X	X	X	X				The proposed release date should not be later than the proposed acceptance date.
Estimated release date (indicated by the transport agent)	X	X	X	X		X		The estimated release date should not be later than the estimated acceptance date.
Actual release date	X	X	X	X			X	
Remarks to release company		X	X	X				
Remarks from release company		X		X			X	

Details	CC	CP	TO/ TA	RC	AC	TA	CF	Remarks
Bar code	X	X	X	X				Different for release and acceptance orders, and unique for all <b>release and acceptance orders</b> active for this Container Provider. This should be a 20-digit numeric code, starting with the 4 digits associated with each sender company.
Locator	X	X	X	X				New piece of information to locate the operation, in addition to the bar code for those who do not use it. 6-digit alphanumeric code.
<b>Road transport details</b>								
Journey number	X	X	X	X		X		
Truck plate number on release	X	X	X	X		X	X	
Trailer/s plate number/s on release	X	X	X	X		X	X	
Driver name, national identity number and phone number	X	X	X	X		X		Name and national identity number mandatory if truck plate is supplied, is not rail transport and has not shuttle instructions. Identity number must be valid if a NIE or NIE if supplied.
<b>Container details</b>								
Seal numbers on release, and their provider (possible providers: Inspection, Ocean Carrier, Shipper, Terminal)	X	X	X	X		X	X	
<b>Container acceptance details</b>								
Unique acceptance reference	X	X	X		X	X	X	Should be unique for all the active acceptance <b>and release</b> orders from this Container Provider
Document number and reference to the associated Release Order	X	X	X	X				Cross-reference to the release order associated to this acceptance order
Document number generated by the system	X	X	X		X	X	X	The document numbers for the Transport Instructions, Release Order and Acceptance Order will be different.
Code and name of the container line at the terminal/depot (currently known as maritime line)	X	X	X		X			Mandatory for terminals. Validated against the master table
Assigned container list reference	X	X	X		X			This field is preferred by some Depots and Terminals to carry out bulk transfer of empty containers.
Acceptance valid from date	X	X	X	X				
Acceptance expiration date	X	X	X		X			
Acceptance date proposed by the contracting party	X	X	X		X			

Details	CC	CP	TO/ TA	RC	AC	TA	CF	Remarks
Estimated acceptance date (indicated by the transport agent)	X	X	X		X	X		
Actual container acceptance date	X	X	X		X		X	
Remarks to acceptance company		X	X		X			
Remarks from acceptance company		X			X		X	
Bar code	X	X	X		X			Different for release and acceptance orders, and unique for all <b>release and acceptance orders</b> active for this Container Provider. This should be a 20-digit numeric code, starting with the 4 digits associated with each sender company.
Locator	X	X	X	X	X			New piece of information to locate the operation, in addition to the bar code for those who do not use it. 6-digit alphanumeric code.
<b>Road transport details</b>								
Journey number	X	X	X		X	X		
Truck plate number on acceptance	X	X	X		X	X	X	
Trailer/s plate number/s on acceptance	X	X	X		X	X	X	
Driver name, national identity number and phone number	X	X	X		X	X		Name and national identity number mandatory if truck plate is supplied, is not rail transport and has not shuttle instructions. Identity number must be valid if a NIE or NIE if supplied.
<b>Container details</b>								
Seal numbers on acceptance, and their provider (possible providers: Inspection, Ocean Carrier, Shipper, Terminal)	X	X	X		X	X	X	



### 3.1 // Encoded data

Some of the aforementioned details must be encoded, and are contrasted against valid code tables which are used by valenciaportpcs.net. The valid codes for each piece of information can be consulted via the Web Service, either to directly integrate the user's application with valenciaportpcs.net, or to obtain the most recent valid code lists for a specific piece of information.

This encoded data and the URL which contains the Web Method to consult these codes are listed below. The Web Service for all these queries is **www.valenciaportpcs.net/services/lookup.asmx**, i.e. each specific method always has this common root. To activate this, add “?op=” to the chain root, followed by the specific Web Method (for example, **www.valenciaportpcs.net/services/lookup.asmx?op=SearchLocations**). To avoid confusion, this table only features the Web Method names.

Information	URL
	<b>www.valenciaportpcs.net/services/lookup.asmx?op=</b>
Port code	SearchLocations
Involved party code	SearchOrganizationsWithTicket
ISO goods code	SearchTARICGoodsCodes
UN dangerous goods code	SearchImdg
Container type	SearchIsoContainerTypes
Maritime line code	SearchML_MaritimeLines
Package type	SearchPackageTypes
Loading vessel berth request number	Go to Berth Request Queries at <a href="http://www.valenciaportpcs.net">www.valenciaportpcs.net</a>
TerminalCode	SearchTerminalsAndLocations

More information can be obtained about each one (on-line documentation, returned data structure, etc.) by consulting the methods directly using a web browser.

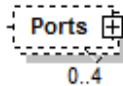
In order to access the web methods which request a connection ticket the user must have previously activated the valenciaportpcs.net Login service (**www.valenciaportpcs.net/services/login.asmx?op=Login**), as a system user, and have obtained the ticket from this service to be able to subsequently make these queries.

## 4 // Special considerations: format and content

### 4.1 // Mandatory nature, cardinalities, sizes and types

The specifications of the schema for the Release or Acceptance XML document have been drawn up on the basis of the following premises and considerations:

- The cardinalities of each element, the maximum sizes and the types of data have been established according to the operational needs of valenciaportpcs.net's users.
- Each element's cardinality is indicated as follows:



- The types of data and maximum sizes are shown in each element table (the different types used and their meaning is described in the following chapter):

- The mandatory data is marked:

- As a schema: represented as a solid line



- In the element table: marked with an "M"

<b>Function</b>	Message function Accepted values: <ul style="list-style-type: none"> <li>• <b>ORIGINAL</b></li> <li>• <b>REPLACE</b></li> <li>• <b>CANCELLATION</b></li> </ul>	M	an..35
-----------------	---	---	--------

**N.B.:** details may not be mandatory according to the schema, but may subsequently be defined as mandatory (in a detailed validation in the remarks section) and may thus be marked in the element table.

- The optional data is marked:

- As a schema: represented as a broken line



- In the element table: marked with an "O"

<b>Version</b>	Message version Accepted values: <ul style="list-style-type: none"> <li>• <b>1.0</b></li> </ul>	O	an..5
----------------	--	---	-------

- The conditional data is marked:

- In the element table: marked with a "C"

<b>LoadingVesselDetails</b>	Group of elements which contains details about the vessel loading the containers.	C	
-----------------------------	---	---	--

- Details which appear according to whether certain rules are complied with or other message elements are included. Normally, they are associated

with business rules which appear in the “comments” section of the data group in question.

- The data groups (elements composed in XML, which also contain an ordered sequence of elements) are marked in the element table with a “G” in the “Type” field:

<b>LoadingVesselDetails</b>	Group of elements which contains details about the vessel loading the containers.	C	G
-----------------------------	---	---	---

- This guide includes the business rules that complement the message schema specification.

## 4.2 // Data formats and types

### 4.2.1. Character sets supported

The accepted character code format is UTF-8 or UTF-16, in line with Unicode characteristics and ISO-10646.

### 4.2.2. Alphanumeric type (<xs:string>)

- The XML alphanumeric type is represented in this guide as “an..NNN”, when NNN indicates the maximum size accepted in the field.

### 4.2.3. Boolean type (<xs:boolean>)

- The XML boolean type is represented in this guide as “boolean”.
- The accepted values for this type of data are “true” or “1” and “false” or “0”.

### 4.2.4. Numeric types (<xs:positiveInteger> and <xs:decimal>)

- The XML numeric type is represented in this guide as “int” for positive whole numbers and “decimal” for real numbers. There is no whole data that accepts negative numbers.
- Decimals
  - Decimal values should be represented using the dot (‘.’).
  - Example: 10455.12 or 45.8735
  - Group separators should not be used.
  - Example: 10,455.125 is not valid.
  - If the value is logical according to the data (for example, for temperatures), negative numbers can be indicated (by placing a minus sign ‘-’ in front of them).

### 4.2.5. Types for date and date/time (<xs:date> and <xs:dateTime>)

- The XML date and time type is represented in this guide as “dateTime” and just the date as “date”.
- Both the date and the date/time must follow the standard XML format:
  - “YYYY-MM-DD” for the date
  - “YYYY-MM-DDThh:mm:ss” for the date/time, where T is a fixed character separator for the date and time fields.

## 4.3 // Message versions

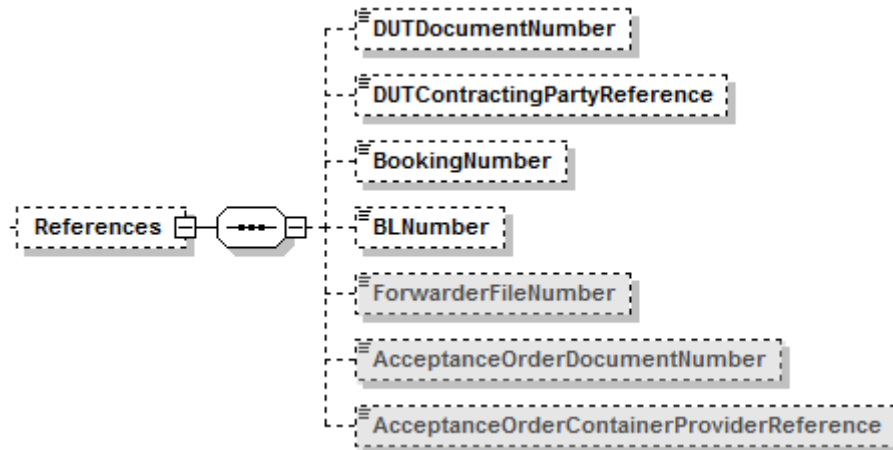
There are different versions of this message; the original version has been modified (augmented) with new data that have been added in newer versions.

Any version can be sent to valenciaportpcs.net, even though the system always works internally with the latest version and, therefore, with the complete data set.

As for the reception of messages, contact with the Help Desk to inform of the specific version of this message you would like to receive (by default, the latest version will be sent). Logically, if you choose to receive an older version, the data fields that are not included in such version will not be included in the message and, therefore, will not be received.

The data fields that have been added in the new version of the message are represented in this document always with a grey background. For instance:

- Graphically:



- In the data tables:

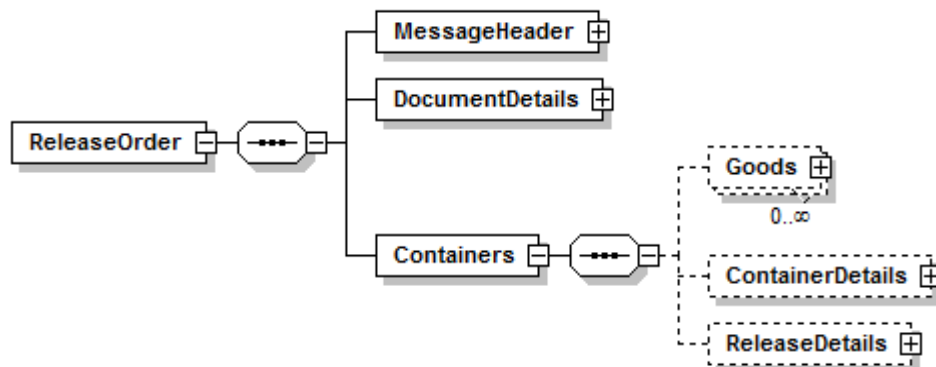
<b>BookingNumber</b>	Booking number	O	an..35
<b>BLNumber</b>	Bill of Lading (BL) number	O	an..35
<b>ForwarderFileNumber</b>	Forwarder file number	O	an..35
<b>AcceptanceOrderDocumentNumber</b>	PCS document number of the Acceptance Order associated to this Release Order	O	an..35
<b>AcceptanceOrderContainerProviderReference</b>	Container Provider reference to the Acceptance Order associated to this Release Order	O	an..35

## 5 // Release/Acceptance Order message structure

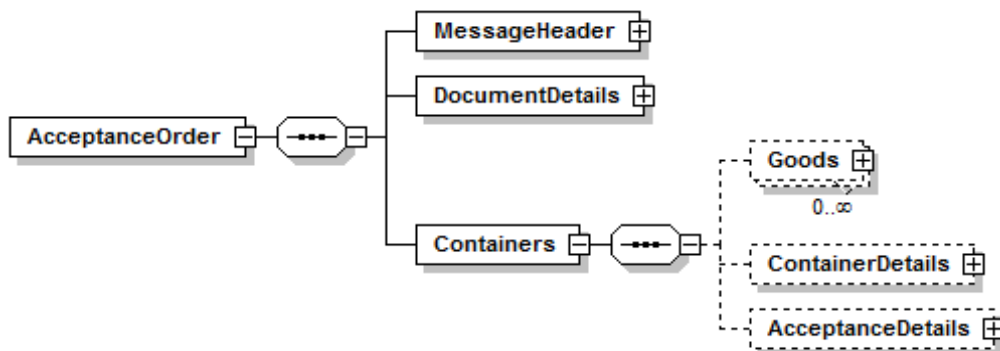
The message should start with the mandatory heading specified in the XML syntax: `<?xml version="1.0" encoding="UTF-16"?>`, followed by the rest of the message. **The only accepted encoding is UTF** (either UTF-8 or UTF-16).

The Release and Acceptance Order messages are practically identical, except for the root element and a few specific elements which will differ according to the exact details they may contain concerning the release or acceptance of the container.

### Release Order



### Acceptance Order

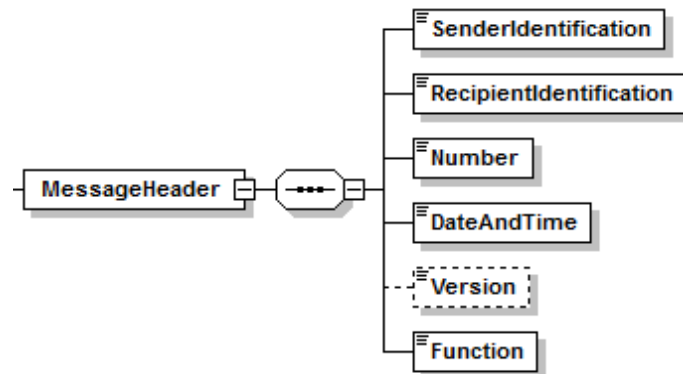


In the following chapters, which describe each of the message segments, the root element (*ReleaseOrder* or *AcceptanceOrder*) will not be included in the path so as to simplify reading.

## 6 // Release/Acceptance Order message elements

### 6.1 // MessageHeader

Level	1
Use	Mandatory
Max. Use	1



#### 6.1.1. Purpose

Initial group of elements which identifies and specifies the message details.

#### 6.1.2. Comments

- The message sender (*SenderIdentification*) must coincide with the *Container Provider* (*Type = CONTAINER\_PROVIDER*) party defined in the *DocumentDetails\Parties* element group.
- The *SenderIdentification* must be the sending organization's valenciaportpcs.net code, or VAT number (or National Identity Number). If the Company VAT number is used and there is more than one company registered with valenciaportpcs.net with the same VAT number, the "extended" VAT number provided by valenciaportpcs.net should be used to avoid confusion.
- If the message sender is valenciaportpcs.net, the *SenderIdentification* element will contain the value **VALENCIAPORT**, and the *RecipientIdentification* element will contain the code assigned by valenciaportpcs.net to the organization receiving the message.
- Each message sent by the user to valenciaportpcs.net must have a unique message number.
- When the message function is a replacement or cancellation, the message sender must identify the document it wishes to replace/cancel with the document number (*Containers\ReleaseDetails\References\PCSDocumentNumber* for the Release Order, *Containers\AcceptanceDetails\References\PCSDocumentNumber* for the Acceptance Order), or with the Container Provider reference (*DocumentDetails\Parties\DocumentReference* element where *DocumentDetails\Parties\Type = 'CONTAINER\_PROVIDER'*). In a replacement, the last reference cannot be modified.
- You cannot replace a canceled or completed document (that is, the release or acceptance has been confirmed).
- The message functions (*Function*) which indicate an update or change in the message (the functions that start with CHANGE\_), should not be used in messages sent to valenciaportpcs.net. These functions are used to send users updated documents after the reception of the Transport Details Assignment or Release Confirmation messages, as well as after and automatic integration of this Release/Acceptance Order with a

Transport Instructions document (in this integration process data from the Transport Instructions can be copied to the Release/Acceptance Order, and with the cancellation of the Transport Instructions the data inherited from the cancelled document will be removed), or the linking of this Release/Acceptance Order to the “opposite” document associated with the same transport operation.

- Those users that do not wish to receive version 1.1 or later of this message and, therefore, cannot receive the new functions for automatic integration or cancellation of related documents (values **CHANGE\_TI\_IN**, **CHANGE\_TI\_OUT**, **CHANGE\_ROAO\_IN** and **CHANGE\_ROAO\_OUT** in element *Function*), will receive as alternative function a replacement (value **REPLACE** in element *Function*).

### 6.1.3. Elements

Name	Purpose	M/O	Type
<i>MessageHeader</i>			
<b>SenderIdentification</b>	Code which identifies the message sender	M	an..12
<b>RecipientIdentification</b>	Code which identifies the message recipient Accepted values which can be sent to valenciaportpcs.net <ul style="list-style-type: none"> <li><b>VALENCIAPORT</b></li> </ul>	M	an..12
<b>Number</b>	Unique reference assigned by the sender to identify the message. If sent by valenciaportpcs.net, the reference structure will have the following pattern: <b>VPRTACCCCCCCC</b> Where: <ul style="list-style-type: none"> <li><b>VPRT</b>: an4. valenciaportpcs.net identification code</li> <li><b>A</b>: an1. Last digit of the current year.</li> <li><b>CCCCCCCC</b>: an..9. Item number which completes the unique identifier.</li> </ul>	M	an..14
<b>DateAndTime</b>	Date and time the message is sent	M	dateTime
<b>Version</b>	Message version Accepted values: <ul style="list-style-type: none"> <li><b>1.0</b></li> <li><b>1.1</b></li> </ul>	O	an..5
<b>Function</b>	Message function Accepted values: <ul style="list-style-type: none"> <li><b>ORIGINAL</b></li> <li><b>REPLACE</b></li> <li><b>CANCELLATION</b></li> <li><b>CHANGE_ITD</b>: modification as a result of assigning transport details (ITD = Inland Transport Details)</li> <li><b>CHANGE_REL_CONF</b>: modification as a result of the release confirmation</li> <li><b>CHANGE_ACC_CONF</b>: modification as a result of the acceptance confirmation</li> <li><b>CHANGE_TI_IN</b>: modification as a result of integrating the document with a Transport Instructions document</li> <li><b>CHANGE_TI_OUT</b>: modification as a result of the cancellation of the Transport Instructions the document was integrated with.</li> <li><b>CHANGE_ROAO_IN</b>: modification as a result of linking the document to the Release/Acceptance Order associated to the same transport</li> </ul>	M	an..35

	operation. <ul style="list-style-type: none"> <li>• <b>CHANGE_ROAO_OUT</b>: modification as a result of the cancellation of the Release/Acceptance Order associated to the same transport operation.</li> </ul>		
--	--	--	--

#### 6.1.4. XML example

##### Message sent

```
<MessageHeader>
  <SenderIdentification>USER</SenderIdentification>
  <RecipientIdentification>VALENCIAPORT</RecipientIdentification>
  <Number>USER0123456789</Number>
  <DateAndTime>2010-12-25T09:30:47</DateAndTime>
  <Version>1.0</Version>
  <Function>ORIGINAL</Function>
</MessageHeader>
```

##### Message received

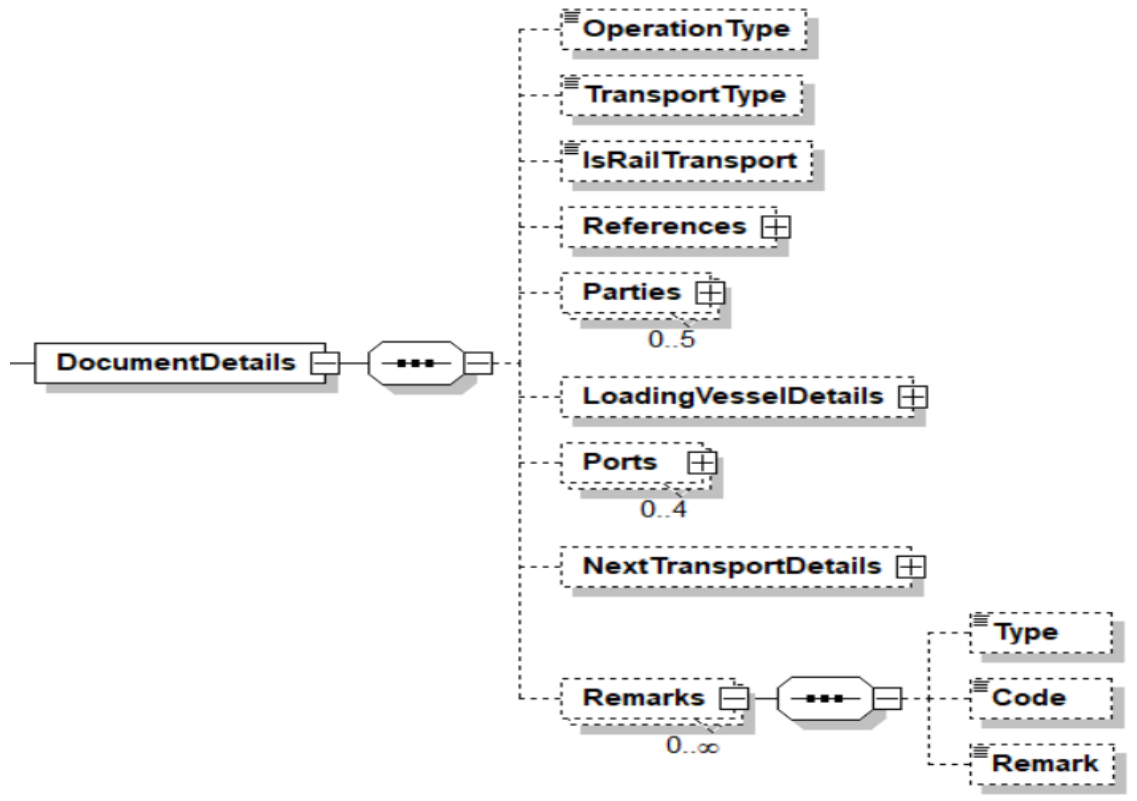
```
<MessageHeader>
  <SenderIdentification>VALENCIAPORT</SenderIdentification>
  <RecipientIdentification>USER</RecipientIdentification>
  <Number>VPRT0123456789</Number>
  <DateAndTime>2010-12-25T09:30:47</DateAndTime>
  <Version>1.0</Version>
  <Function>CHANGE_ITD</Function>
</MessageHeader>
```



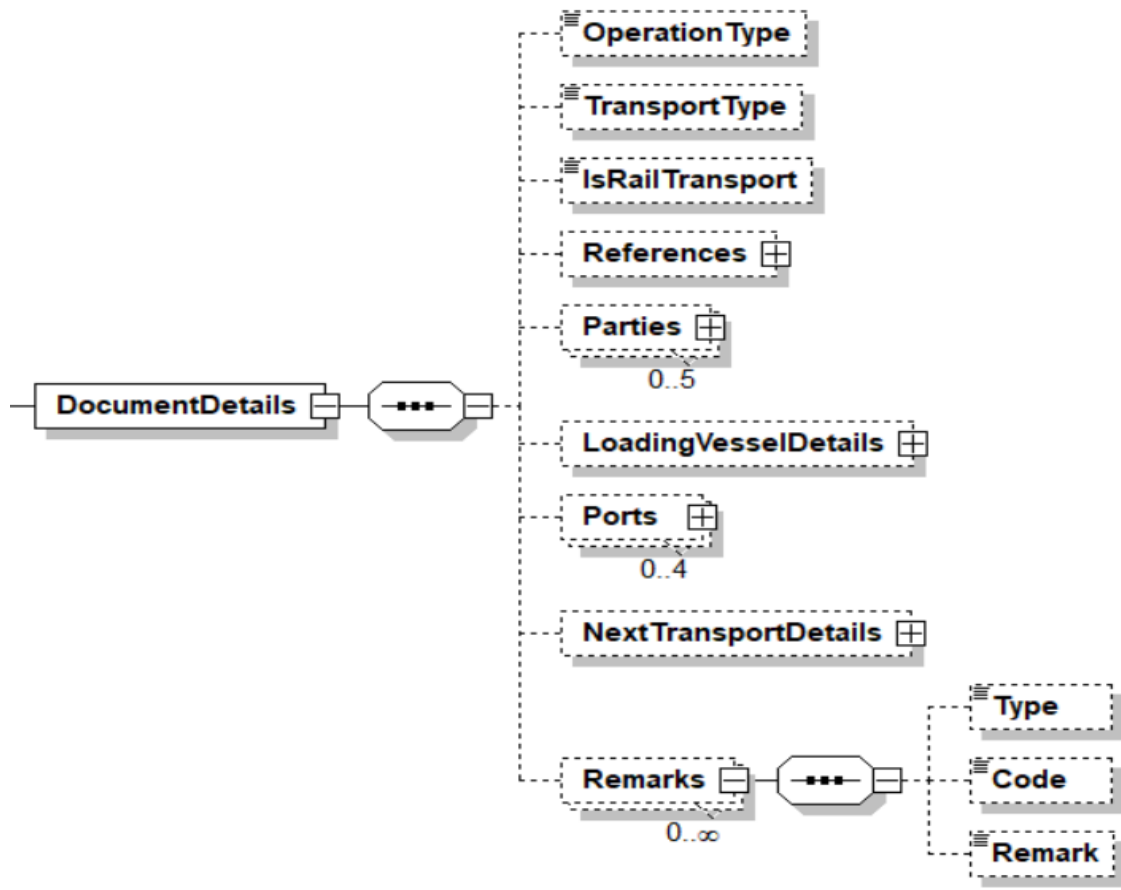
## 6.2 // DocumentDetails

Level	1
Use	Mandatory
Max. Use	1

### Release Order



### Acceptance Order



### 6.2.1. Purpose

Group of elements which contains the details which are common to the entire document.

### 6.2.2. Comments

- The operation type (*OperationType*) is mandatory.
  - Transfer consists on moving a container between depots or port terminals, without unloading/loading, and containers can be full or empty.
  - Transshipment is a type of Transfer, but between ships (that is, between two port terminals), and therefore it is important to indicate the berth where the loading of the container must be performed.
  - Export cancellation happens when an export movement has been finalized, and the full container is in a port terminal ready to be loaded... but because of a mistake, a last minute cancellation (from the client), an incidence with Customs... or any other reason, but the full container must be taken out of the port terminal. It is a movement, therefore, where the release is of a full container and the acceptance (generally) of an empty container, after unloading the cargo at the client premises.
- The transport type (*TransportType*) is mandatory.
- At least one of the parties involved in the document must be included.
- Each remark must specify its type and remark text. Remark type **SYSTEM** must not be sent in an original and will be added to the document by valenciaportpcs.net.

### 6.2.3. Elements

Name	Purpose	M/O	Type
<i>DocumentDetails</i>			
<b>OperationType</b>	Code which identifies the type of operation. Accepted values: <ul style="list-style-type: none"> <li>• <b>IMPORT</b></li> <li>• <b>EXPORT</b></li> <li>• <b>TRANSHIPMENT</b></li> <li>• <b>TRANSFER</b></li> <li>• <b>EXPORT_CANCELLATION</b></li> </ul>	M	an..35
<b>TransportType</b>	Code which identifies the type of transport. Accepted values: <ul style="list-style-type: none"> <li>• <b>MERCHANT_HAULAGE</b></li> <li>• <b>CARRIER_HAULAGE</b></li> </ul>	M	an..35
<b>IsRailTransport</b>	Boolean value (true/false) which indicates whether the contracted transport should be transported by rail instead of by road, or if the inland transport is related with release or accepting a container in a rail terminal.	O	boolean
<b>References</b>	Group of elements which contains different references associated with the document.	O	G
<b>Parties</b>	Group of elements which contains the agents or parties involved in the document.	M	G
<b>UnloadingVesselDetails</b>	Group of elements which contains details about the vessel unloading the container. <b>This group only exists in the Release Order</b>	O	G
<b>LoadingVesselDetails</b>	Group of elements which contains details about the vessel loading the container. <b>This group only exists in the Acceptance Order</b>	C	G
<b>Ports</b>	Group of elements which specifies the ports previously and subsequently involved in shipping the container.	C	G
<b>NextTransportDetails</b>	Group of elements which specifies the next transport data after the main transport	C	G
<b>Remarks</b>	Group of elements used to include remarks associated with the document.	O	G
<i>DocumentDetails\Remarks</i>			
<b>Type</b>	Code which identifies the type of remarks Accepted values: <ul style="list-style-type: none"> <li>• <b>FROM_CONTAINER_PROVIDER</b> - This type of remark is sent to all agents included in the document.</li> <li>• <b>TO_TRANSPORT_OPERATOR</b>: for the Transport Operator and Transport Agent. This type of remark is sent only to Transport Operator and to each Transport Agent subcontracted, as well as to the Logistics Operator when transport is merchant haulage.</li> <li>• <b>FROM_TRANSPORT_OPERATOR</b>: From the transport operator (sent in the Transport Assignment). This type of remark is sent only to the Container Provider and to the Logistics Operator when transport is Merchant Haulage.</li> <li>• <b>FROM_TRANSPORT_AGENT</b>: From the subcontracted transport agent (sent in the Transport Assignment). This type of remark is sent only to the Contracting Party and to the Logistics Operator when transport is Merchant</li> </ul>	M	an..35

	<ul style="list-style-type: none"> <li>Haulage.</li> <li><b>SYSTEM:</b> Remarks from valenciaportpcs.net. This type of remark is sent to all agents included in the document.</li> </ul>		
<b>Code</b>	Code associated by valenciaportpcs.net with the automatically generated remarks (field Type = <i>SYSTEM</i> ). <ul style="list-style-type: none"><li></li></ul>	O	an..35
<b>Remark</b>	Free text to include the remark	M	an..350

#### 6.2.4. XML example

```

<DocumentDetails>
  <OperationType>IMPORT</OperationType>
  <TransportType>MERCHANT_HAULAGE</TransportType>
  <IsRailTransport>>false</IsRailTransport>

  <References>
    ...
  </References>
  <Parties>
    ...
  </Parties>
  <LoadingVesselDetails>
    ...
  </LoadingVesselDetails>
  <Ports>
    ...
  </Ports>
  <NextTransportDetails >
    ...
  </ NextTransportDetails >

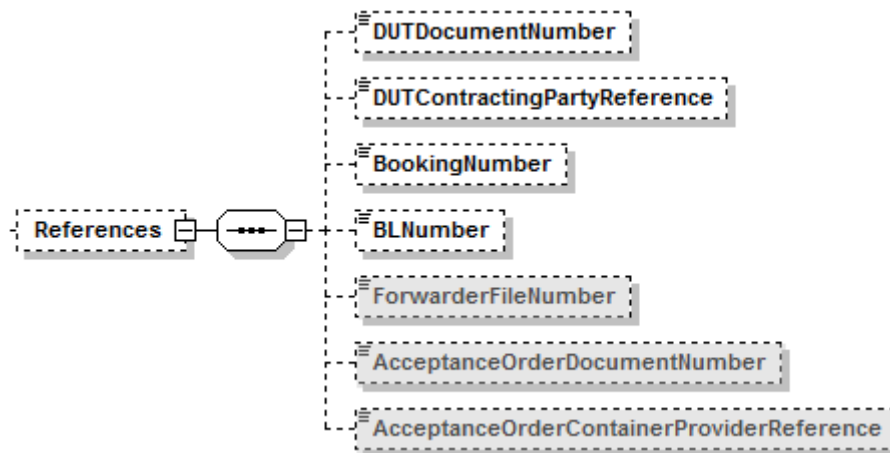
  <Remarks>
    <Type>FROM_CONTAINER_PROVIDER</Type>
    <Remark>General remarks from the Container Provider</Remark>
  </Remarks>
</DocumentDetails>

```

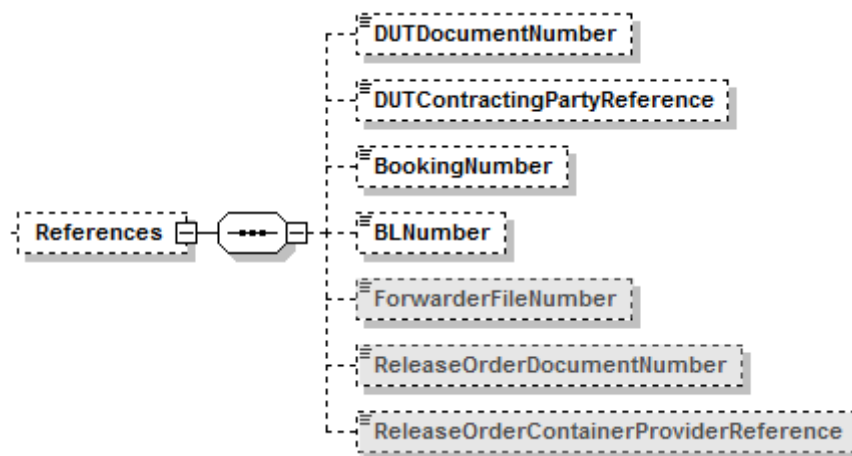
## 6.3 // DocumentDetails\References

Level	2
Use	Optional
Max. Use	1

### Release Order



### Acceptance Order



### 6.3.1. Purpose

Group of elements which contains different references associated with the transportation of the goods in the container.

### 6.3.2. Comments

- The booking number (code *BN*) is **mandatory** for export movements, although it should be included for all movements.
- The BL number (*BLNumber*) should also be added in import documents.
- If a Release or Acceptance Order includes the document number (*DUTDocumentNumber*) or the container provider reference (*DUTContractingPartyReference*) to a Transport Instructions document,

valenciaportpcs.net will automatically merge both documents (creating for the transport operator a Unified Transport Document).

- A Release Order will be linked to its corresponding Acceptance Order (that is, the one related to the same inland transport operation), and the other way around, when the cross-references are indicated or because both documents share the same Booking number + container sequence number (for export operations) or the container plate number is the same (for import and full transfer/transhipments operations).

### 6.3.3. Elements

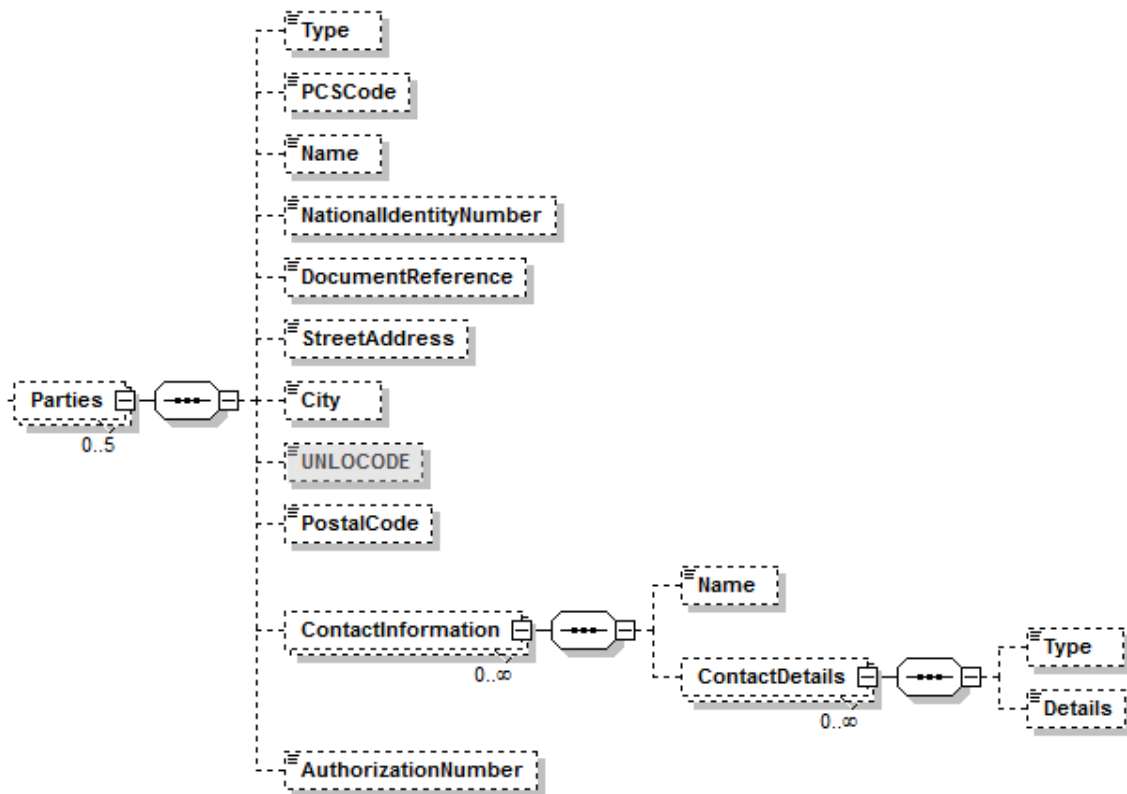
Name	Purpose	M/O	Type
<i>DocumentDetails\References</i>			
<b>DUTDocumentNumber</b>	Document number valenciaportpcs.net assigns to the UTD (Unified Transport Document) in which this Release/Acceptance Order is included	O	an..35
<b>DUTContractingPartyReference</b>	Contracting Party's own reference number in the UTD (Unified Transport Document) in which this Release/Acceptance Order is included	O	an..35
<b>BookingNumber</b>	Booking number	M	an..35
<b>BLNumber</b>	Bill of Lading (BL) number	O	an..35
<b>ForwarderFileNumber</b>	Forwarder file number	O	an..35
<i>Release Order</i>			
<b>AcceptanceOrderDocumentNumber</b>	PCS document number of the Acceptance Order associated to this Release Order	O	an..35
<b>AcceptanceOrderContainerProviderReference</b>	Container Provider reference to the Acceptance Order associated to this Release Order	O	an..35
<i>Acceptance Order</i>			
<b>ReleaseOrderDocumentNumber</b>	PCS document number of the Release Order associated to this Acceptance Order	O	an..35
<b>ReleaseOrderContainerProviderReference</b>	Container Provider reference to the Release Order associated to this Acceptance Order	O	an..35

### 6.3.4. XML example

```
<References>
  <BookingNumber>BN 1234567890</BookingNumber>
</References>
```

## 6.4 // DocumentDetails\Parties

Level	2
Use	Mandatory
Max. Use	5



### 6.4.1. Purpose

Group of elements which contains the agents or parties involved in the document.

### 6.4.2. Comments

- The party type (*Type*) is mandatory.
- If the valenciaportpcs.net code for an involved party (*PCSCode*) is indicated, it must be a valid code.
- At least one of the following three fields must be included for each party: the valenciaportpcs.net code (*PCSCode*), the name (*Name*) or the National Identity Number (*NationalIdentityNumber*).
- The sender of the document must be included and given a code. This means that there must be a Container Provider (*CONTAINER\_PROVIDER* code in the *Type* field) and its valenciaportpcs.net code (*PCSCode*) or National Identity Number (*NationalIdentityNumber*) must be indicated.
- If the release or acceptance reference is indicated (*DocumentReference*), it must be unique for all the active Release **and** Acceptance Orders for this Container Provider. This reference cannot be modified in a replacement.
- The recipient of the document must always be included and given a code. This means that there must be a Release or Acceptance Company (*RELEASE\_PARTY* code or

*ACCEPTANCE\_PARTY* code in the *Type* field) and its valenciaportpcs.net code (*PCSCode*) or National Identity Number (*NationalIdentityNumber*) must be indicated.

- The Release or Acceptance Order will only be deemed to have been sent when the corresponding company and **its correct code** (PCS code or National Identity Number) have been included. In any other case, the system would not be able to send the release/acceptance instructions to the corresponding company and the order would thus be deemed not to have been sent.
- To change the Release or Acceptance Company on a replacement, the code or National Identity Number of the new company must be included. Otherwise the previous company will be preserved.
- If a Release Company and/or Acceptance Company is given a code, it must be configured as a Release/Acceptance Order recipient in valenciaportpcs.net. If it doesn't, the message will not be rejected, but a remark will be added to the response message indicating that no copy of the document has been sent to that agent.
- If a Transport Operator/Agent or Logistics Operator is codified, it must have configured the role of recipient of Release/Acceptance Orders in valenciaportpcs.net. If it doesn't, the message will not be rejected, but a remark will be added to the response message indicating that no copy of the document has been sent to that agent.
- If it is merchant haulage (*DocumentDetails\TransportType = MERCHANT\_HAULAGE*), the Logistics Operator (code *LOGISTICS\_OPERATOR* in field *Type*) must be included and given a code (PCS code or National Identity Number), and this party cannot be the same as the Container Provider. Besides when it is merchant haulage the Transport Operator cannot be included.
- It is advisable to include the name and especially the code or National Identity Number of the Logistics Operator (*LOGISTICS\_OPERATOR* code in the *Type* field) when carrier haulage is used (*DocumentDetails\TransportType = CARRIER\_HAULAGE*).
- It is mandatory to include at least one recipient of the Release/Acceptance Order (Release/Acceptance Company, Logistics Operator or Transport Operator) recognised by valenciaportpcs.net (PCS code or National Identity Number)
- The parties involved cannot be repeated.
- If a contact is included (*ContactInformation*), the name of the contact person (*ContactInformation\Name*) is mandatory. If contact details are specified (*ContactInformation\ContactDetails*) for a contact name, the type of contact (*ContactInformation\ContactDetails\Type*) and the contact details (*ContactInformation\ContactDetails\Details*) must be indicated.
- Contacts with the same name for the contact person cannot be repeated.
- The transport authorization number is associated with the transport agents. Therefore, it only needs to be indicated for the Transport Operator or the Transport Agent.
- If the function of the message is "Replace" (*MessageHeader\Function = REPLACE*) the code of any previously identified parties involved in the transport cannot be modified, with the exception of the release and acceptance companies. Thus, the following agent codes cannot be modified.
  - CONTAINER\_PROVIDER
  - TRANSPORT\_OPERATOR
  - TRANSPORT\_AGENT
  - LOGISTICS\_OPERATOR

If the Release or Acceptance Company are modified in a replacement, valenciaportpcs.net will send a cancellation to the previous company and an original for the new company.



- If it is an import (DocumentDetails\OperationType = IMPORT), an export (DocumentDetails\OperationType = EXPORT), an export cancellation (DocumentDetails\OperationType = EXPORT\_CANCELLATION) or a transfer (DocumentDetails\OperationType = TRANSFER) merchant haulage (DocumentDetails\TransportType = MERCHANT\_HAULAGE), the Logistics Operator (code LOGISTICS\_OPERATOR in field Type) is not recognised by valenciaportpcs.net and the Transport Operator (code TRANSPORT\_OPERATOR in field Type) is not included then it is mandatory to include a contact (ContactInformation) with an email address (code EMAIL in ContactInformation\ContactDetails\Type) in the Logistics Operator party.
- In case of an equipment to load or unload to/from the train, the element TRANSPORT\_OPERATOR equals to the Rail Carrier code. This code is assigned by valenciaportpcs.net.
- In case of an equipment to load or unload to/from the train, the element TRANSPORT\_AGENT equals to the Railway Operator code (owner of the train traction). This code is assigned by valenciaportpcs.net.
- It is not possible to repeat a contact detail for the same type of contact.

### 6.4.3. Elements

Name	Purpose	M/O	Type
<i>DocumentDetails\Parties</i>			
<b>Type</b>	Code which identifies the type of agent or involved party. Specifies the role that the company involved plays in contracting road transport. Accepted values: <ul style="list-style-type: none"> <li>• <b>CONTAINER_PROVIDER</b></li> <li>• <b>TRANSPORT_OPERATOR</b></li> <li>• <b>TRANSPORT_AGENT</b></li> <li>• <b>LOGISTICS_OPERATOR</b></li> <li>• <b>RELEASE_COMPANY: (only for the Release Order)</b></li> <li>• <b>ACCEPTANCE_COMPANY: (only for the Acceptance Order)</b></li> </ul>	M	an..35
<b>PCSCode</b>	Code assigned by valenciaportpcs.net to this agent or involved party.	C	an..4
<b>Name</b>	Name of the agent or involved party.	C	an..175
<b>NationalIdentityNumber</b>	National Identity Number of the agent or involved party.	C	an..35
<b>DocumentReference</b>	The agent or involved party's reference for this document or for the entire document this order is part of	O	an..35
<b>StreetAddress</b>	Address of the agent or involved party (street, number, and other details, except the city and postal code).	O	an..175
<b>City</b>	City of the agent or involved party.	O	an..35
<b>UNLOCODE</b>	United Nations code (UNLOCODE: <i>United Nations Code for Trade and Transport Locations</i> ) for the city in the previous field	O	an..5
<b>PostalCode</b>	Postal code of the agent or involved party.	O	an..10
<b>ContactInformation</b>	Group of elements which indicates the contact names and details.	O	
<b>AuthorizationNumber</b>	Transport authorization number. This only needs to be indicated for the Transport Operator or the Transport Agent.	O	an..35
<i>DocumentDetails\Parties\ContactInformation</i>			

<b>Name</b>	Contact name	M	an..35
<b>ContactDetails</b>	Group of elements which specifies the contact details for this person	O	
<i>DocumentDetails\Parties\ContactInformation\ContactDetails</i>			
<b>Type</b>	Code which identifies the type of contact details. Accepted values: <ul style="list-style-type: none"> <li>• <b>PHONE</b></li> <li>• <b>MOBILE</b></li> <li>• <b>FAX</b></li> <li>• <b>EMAIL</b></li> </ul>	M	an..10
<b>Details</b>	Contact details (phone number, fax, or email address)	M	an..70

#### 6.4.4. XML example

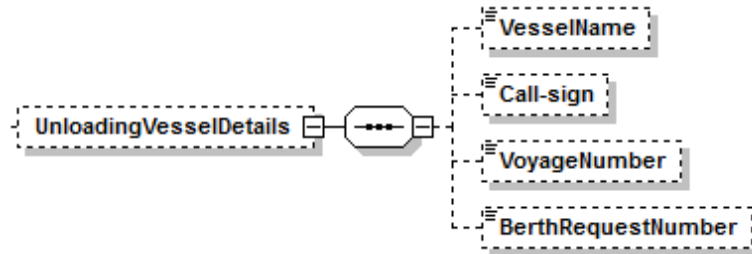
```

<Parties>
  <Type>CONTAINER_PROVIDER</Type>
  <PCSCode>USER</PCSCode>
  <Name>Container Provider Name</Name>
  <NationalIdentityNumber>12345678L</NationalIdentityNumber>
  <DocumentReference>Ref 1234567890</DocumentReference>
  <StreetAddress>10, Provider Street</StreetAddress>
  <City>Valencia</City>
  <PostalCode>46000</PostalCode>
  <ContactInformation>
    <Name> Contact 1</Name>
    <ContactDetails>
      <Type>PHONE</Type>
      <Details>902 111 222</Details>
    </ContactDetails>
    <ContactDetails>
      <Type>EMAIL</Type>
      <Details>contact1@provider.com</Details>
    </ContactDetails>
  </ContactInformation>
  <ContactInformation>
    <Name> Contact 2</Name>
    <ContactDetails>
      <Type>FAX</Type>
      <Details>901 555 666</Details>
    </ContactDetails>
  </ContactInformation>
</Parties>
<Parties>
  <Type>RELEASE_COMPANY</Type>
  <PCSCode>CCCC</PCSCode>
  <Name>Release Company Name</Name>
  <NationalIdentityNumber>87654321L</NationalIdentityNumber>
  <DocumentReference>Ref 0987654321</DocumentReference>
  <StreetAddress>10, Release Company Street</StreetAddress>
  <City>Valencia</City>
  <PostalCode>46000</PostalCode>
  <ContactInformation>
    <Name> Contact 1</Name>
    <ContactDetails>
      <Type>PHONE</Type>
      <Details>902 333 444</Details>
    </ContactDetails>
  </ContactInformation>
</Parties>

```

## 6.5 // DocumentDetails\UnloadingVesselDetails

Level	2
Use	Optional
Max. Use	1



### 6.5.1. Purpose

Group of elements which contains details about the vessel unloading the containers.  
**This group only exists in the Release Order.**

### 6.5.2. Elements

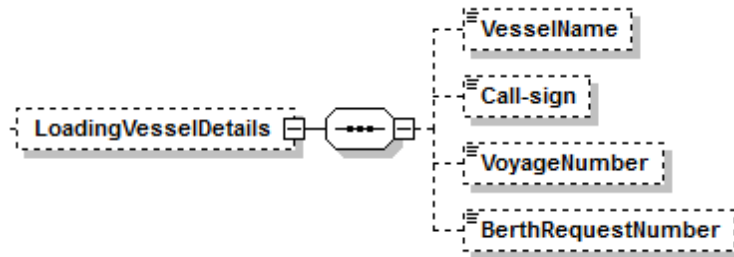
Name	Purpose	M/O	Type
<i>DocumentDetails\UnloadingVesselDetails</i>			
<b>VesselName</b>	Vessel name	O	an..35
<b>Call-sign</b>	Call-sign	O	an..9
<b>VoyageNumber</b>	Voyage number	O	an..17
<b>BerthRequestNumber</b>	Berth number assigned by the Port Authority of Valencia.	O	an..10

### 6.5.3. XML example

```
<UnloadingVesselDetails>
  <VesselName>Unloading vessel name</VesselName>
  <Call-sign>Vessel123</Call-sign>
  <VoyageNumber>Voyage number 10</VoyageNumber>
  <BerthRequestNumber>1201012345</BerthRequestNumber>
</UnloadingVesselDetails>
```

## 6.6 // DocumentDetails\LoadingVesselDetails

Level	2
Use	Optional
Max. Use	1



### 6.6.1. Purpose

Group of elements which contains details about the vessel loading the containers.  
**This group only exists in the Acceptance Order.**

### 6.6.2. Comments

- The loading vessel's berth number (*BerthRequestNumber*) must be indicated **if the container is full on acceptance, the acceptance company is a Terminal (or certain depots which use this information) and the Specific Return to Terminal Instruction has not been indicated (RETURN\_TO\_TERMINAL) and is not marked as rail transport.**
- If the acceptance terminal has to position an empty container for loading, the berth request number (*BerthRequestNumber*) must be indicated. Otherwise, the Terminal will place the container in the empty stockpiles.
- When a berth request code is indicated, this number will be checked to make sure it is a valid number for the PAV, it is associated to the Terminal indicated as the Acceptance Company, and to ensure that the vessel has not yet started loading containers.

### 6.6.3. Elements

Name	Purpose	M/O	Type
<i>DocumentDetails\LoadingVesselDetails</i>			
<b>VesselName</b>	Vessel name	O	an..35
<b>Call-sign</b>	Call-sign	O	an..9
<b>VoyageNumber</b>	Voyage number	O	an..17
<b>BerthRequestNumber</b>	Berth number assigned by the Port Authority of Valencia.	C	an..10

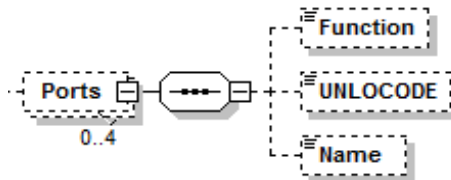
### 6.6.4. XML example

```

<LoadingVesselDetails>
  <VesselName>Loading vessel name</VesselName>
  <Call-sign>Vessel123</Call-sign>
  <VoyageNumber>Voyage number 10</VoyageNumber>
  <BerthRequestNumber>1201012345</BerthRequestNumber>
</LoadingVesselDetails>
  
```

## 6.7 // DocumentDetails\Ports

Level	2
Use	Optional
Max. Use	4



### 6.7.1. Purpose

Group of elements which specifies the ports previously and subsequently involved in shipping the container.

Only the ports visited before unloading the container (port of origin and last loading port) are used in the Release Order. Only the ports to be visited after loading the container (next unloading port and final destination port) are used in the Acceptance Order. Except when the order is a transshipment or is marked as shuttle (transfer between Noatum-MSTC terminals), in which case all ports are sent in both documents.

### 6.7.2. Comments

- The port type (*Function*) is mandatory, and the code (*UNLOCODE*) or name (*Name*) of the port must be included.
- Port types cannot be repeated.
- The UNLOCODE must be valid.
- (Only for the Acceptance Order)** The next discharge port (*Function = DISCHARGE*) must be indicated **if the container is full on acceptance, the acceptance company is a Terminal (or certain depots which use this information) and the Specific Return to Terminal Instruction has not been indicated (RETURN\_TO\_TERMINAL) and is not marked as rail transport.**

### 6.7.3. Elements

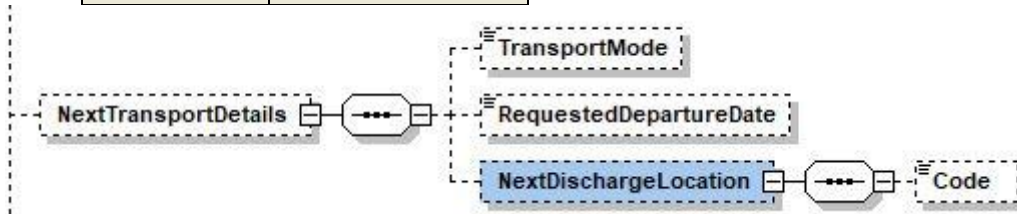
Name	Purpose	M/O	Type
<i>DocumentDetails\Ports</i>			
<b>Function</b>	Code which identifies the port types. Accepted values: <ul style="list-style-type: none"> <li><b>ORIGIN:</b> Port of origin</li> <li><b>LOADING:</b> Last loading port</li> <li><b>DISCHARGE:</b> Next discharge port</li> <li><b>DESTINATION:</b> Final destination port</li> </ul>	M	an..35
<b>UNLOCODE</b>	United Nations Code for Trade and Transport Locations	C	an..5
<b>Name</b>	Port name	C	an..70

#### 6.7.4. XML example

```
<Ports>
  <Function>DISCHARGE</Function>
  <UNLOCODE>USNYC</UNLOCODE>
  <Name>New York (USA)</Name>
</Ports>
<Ports>
  <Function>DESTINATION</Function>
  <UNLOCODE>USBOS</UNLOCODE>
  <Name>Boston (USA)</Name>
</Ports>
```

## 6.8 // DocumentDetails\NextTransportDetails

Level	2
Use	Optional
Max. Use	1



### 6.8.1. Purpose

Group of elements which specifies the next inland transport

### 6.8.2. Comments

- This will be specified only for acceptance orders.
- If specified, the TransportMode node is mandatory.
- If the specified transport mode is RAIL, the requested departure date and the next discharge location should be also specified.

### 6.8.3. Elements

Name	Purpose	M/O	Type
<i>DocumentDetails\NextTransportDetails</i>			
NextTransportMode	Code which identifies de next transport mode. Possible values: <ul style="list-style-type: none"> <li>• <b>ROAD</b>: if the next transport is by road.</li> <li>• <b>RAIL</b>: if the next transport is by train.</li> </ul>	M	an..4
RequestedDepartureDate	Requested date for the next transport. This should only be specified when the chosen transport mode is RAIL.	C	an..5
<i>DocumentDetails\NextTransportDetails\NextDischargeLocation</i>			
Code	Code assigned by ADIF for the next location. This should only be specified when the chosen transport mode is RAIL.	C	an..13

### 6.8.1. XML example

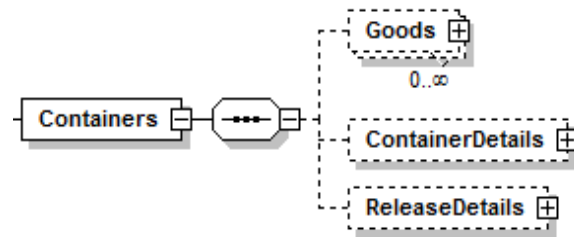
```
<NextTransportDetails>
  <TransportMode>ROAO</TransportMode>
</ NextTransportDetails >
< NextTransportDetails >
  <TransportMode>RAIL</TransportMode>
  <RequestedDepartureDate>2020-10-29T11:48:00</ RequestedDepartureDate >
  <NextDischargeLocation>
    <Code>65012</Code>
  </ NextDischargeLocation >
</ NextTransportDetails >
```

## 6.9 // Containers

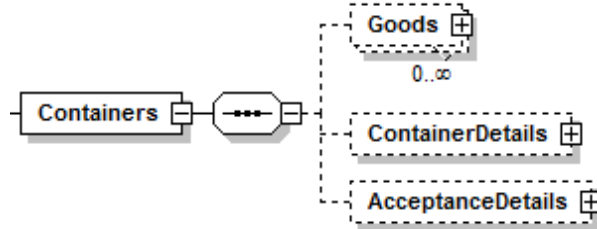
Level	1
Use	Mandatory
Max. Use	1

Release Order





#### Acceptance Order



### 6.9.1. Purpose

Group of elements which contains details about the container included in the Release or Acceptance Order.

### 6.9.2. Comments

- When the container is full on release or acceptance (*ContainerDetails\FullOrEmptyState*), at least one of the goods in the container must be indicated for the container.
- If the container is empty on release or acceptance, no goods should be informed except if only Dangerous Goods data is indicated (to signal that the empty container contains residues)

### 6.9.3. Elements

Name	Purpose	M/O	Type
<i>Containers</i>			
<b>Goods</b>	Group of elements which contains details about the goods shipped in the container	C	G
<b>ContainerDetails</b>	Group of elements which contains detailed information about the container	M	G
<b>ReleaseDetails</b>	Group of elements which contains details about the container Release <b>This group only exists in the Release Order</b>	M	G
<b>AcceptanceDetails</b>	Group of elements which contains details about the container Acceptance <b>This group only exists in the Acceptance Order</b>	M	G

### 6.9.4. XML example

```

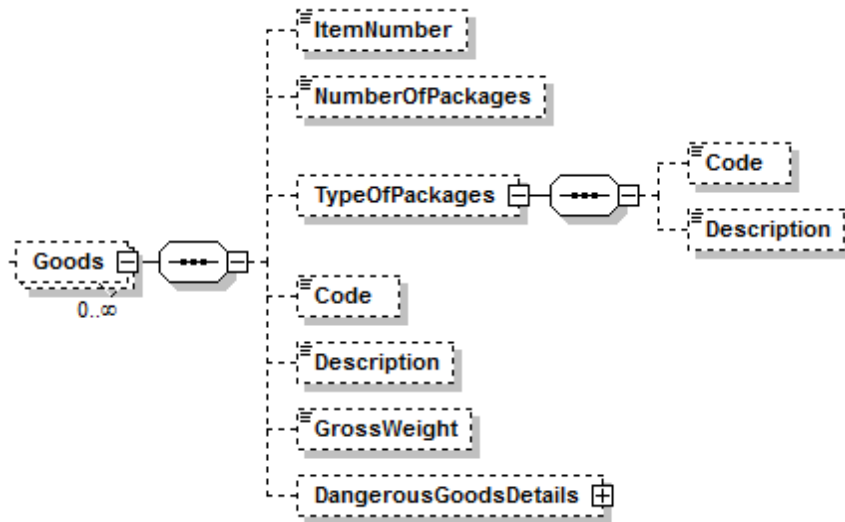
<Containers>
  <Goods>
    ...
  </ Goods >
  <Goods>
    ...
  </ Goods >
  <ContainerDetails>
    ...

```

```
</ ContainerDetails >  
<ReleaseDetails>  
...  
</ ReleaseDetails >  
</Containers>
```

## 6.10 // Containers\Goods

Level	2
Use	Optional
Max. Use	Unlimited



### 6.10.1. Purpose

Group of elements which contains details about the goods shipped in the container.

### 6.10.2. Comments

- When the container is full on release or acceptance (*ContainerDetails\FullOrEmptyState*), at least one of the goods in the container must be indicated.
- However, when the container is empty on release or acceptance, this group of elements will be left **blank** when sent to the recipient company, with the possible exception of details concerning any dangerous goods that the container had transported before being emptied (if it has not been specified that this container has already been cleaned with the Additional Instructions *ContainerDetails\AdditionalInstructions\Type* = 'CLEANED\_OF\_DG').
- The sequence number of the goods is mandatory and cannot be repeated among the goods of the same container
- The goods code (*Code*) or description (*Description*) must be indicated. If the goods code is indicated, it must be a valid code.
- The gross weight of the goods (*GrossWeight*) must be indicated.
- The type of packages code (*TypeOfPackages\Code*) must be valid.

### 6.10.3. Elements

Name	Purpose	M/O	Type
<i>Containers\Goods</i>			
<b>ItemNumber</b>	The item number of the goods	M	int
<b>NumberOfPackages</b>	Number of packages	O	int
<b>TypeOfPackages</b>	Group of elements which specifies the code and name of the type of package.	O	G

<b>Code</b>	TARIC code (or similar) for the type of goods	C	an..10
<b>Description</b>	Description of the goods	C	an..350
<b>GrossWeight</b>	Gross weight of the goods, in kilograms	M	int
<b>DangerousGoodsDetails</b>	Group of elements which identifies the goods as dangerous goods and provides details about them.	O	G
<b>Containers\Goods\TypeOfPackages</b>			
<b>Code</b>	ISO code for the type of package (3 characters from the UN/ECE recommendation 21, revision 4 of the package and packaging codes)	O	an..3
<b>Description</b>	Description of the type of package	O	an..35

#### 6.10.4. XML example

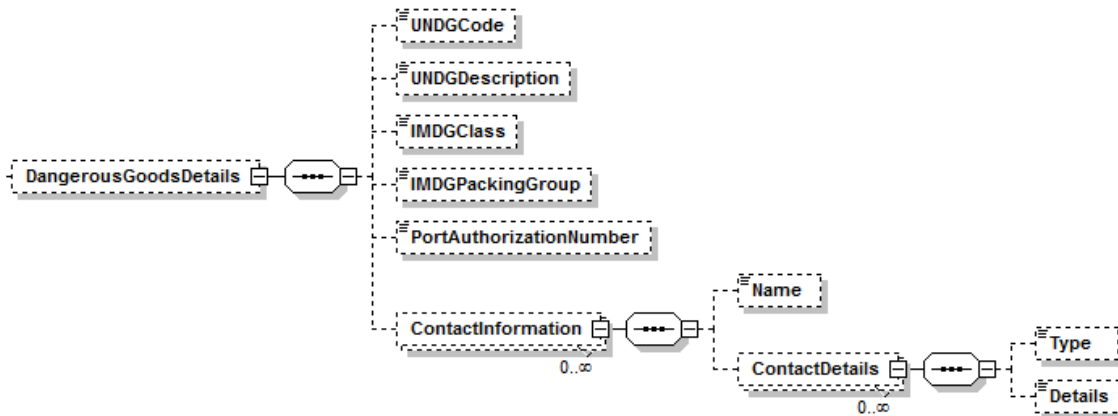
```

<Goods>
  <ItemNumber>1</ItemNumber>
  <NumberOfPackages>10</NumberOfPackages>
  <TypeOfPackages>
    <Code>PX</Code>
    <Description>Pallets</Description>
  </TypeOfPackages>
  <Code>6907</Code>
  <Description>Ceramic tiles, for flooring</Description>
  <GrossWeight>20000</GrossWeight>
</Goods>
<Goods>
  <ItemNumber>2</ItemNumber>
  <NumberOfPackages>5</NumberOfPackages>
  <TypeOfPackages>
    <Code>CI</Code>
    <Description>Tins</Description>
  </TypeOfPackages>
  <Code>3208</Code>
  <Description>Paints and varnish</Description>
  <GrossWeight>1000</GrossWeight>
  <DangerousGoodsDetails>
    ...
  </DangerousGoodsDetails>
</Goods>

```

## 6.11 // Containers\Goods\DangerousGoodsDetails

Level	3
Use	Optional
Max. Use	1



### 6.11.1. Purpose

Group of elements which identifies the goods as dangerous goods and provides details about them.

### 6.11.2. Comments

- The UN code (*UNDGCCode*) is mandatory and must be valid.
- The PAV authorization number (*PortAuthorizationNumber*) must coincide with all the dangerous goods included in a single container.
- The PAV authorization number must be valid, an authorization for the berth number and container plate number must exist.
- If a contact is included (*ContactInformation*), the name of the contact person (*ContactInformation\Name*) is mandatory. If contact details are specified (*ContactInformation\ContactDetails*) for a contact name, the type of contact (*ContactInformation\ContactDetails\Type*) and the contact details (*ContactInformation\ContactDetails\Details*) must be indicated.
- Contacts with the same name for the contact person cannot be repeated.
- No dangerous goods information should be included if the “Empty container cleaned of dangerous goods” additional instruction is included (code CLEANED\_OF\_DG added in the list *Containers\ContainerDetails\InspectionAndPositioningDetails*)
- It is not possible to repeat a contact detail for the same type of contact.

### 6.11.3. Elements

Name	Purpose	M/O	Type
<i>Containers\Goods\DangerousGoodsDetails</i>			
<b>UNDGCCode</b>	UN dangerous goods code (IMDG standard).	M	an..4
<b>UNDGDDescription</b>	IMDG description associated with this dangerous goods code.	O	an..175
<b>IMDGClass</b>	UN class of dangerous goods code (IMDG code).	O	an..7
<b>IMDGPackingGroup</b>	Dangerous goods packing group	O	int

	Accepted values: <ul style="list-style-type: none"> <li>• 1: High risk</li> <li>• 2: Medium risk</li> <li>• 3: Low risk</li> </ul>		
<b>PortAuthorizationNumber</b>	Port Authority of Valencia authorization number for transporting this dangerous cargo.	O	an..12
<b>ContactInformation</b>	Group of elements which indicates the contact names and details.	O	G
<i>Containers\Goods\DangerousGoodsDetails\ContactInformation</i>			
<b>Name</b>	Contact name	M	an..35
<b>ContactDetails</b>	Group of elements which specifies the contact details for this person	O	G
<i>Containers\Goods\DangerousGoodsDetails\ContactInformation\ContactDetails</i>			
<b>Type</b>	Code which identifies the type of contact details. Accepted values: <ul style="list-style-type: none"> <li>• <b>PHONE</b></li> <li>• <b>MOBILE</b></li> <li>• <b>FAX</b></li> <li>• <b>EMAIL</b></li> </ul>	M	an..10
<b>Details</b>	Contact details (phone number, fax, or email address)	M	an..70

#### 6.11.4. XML example

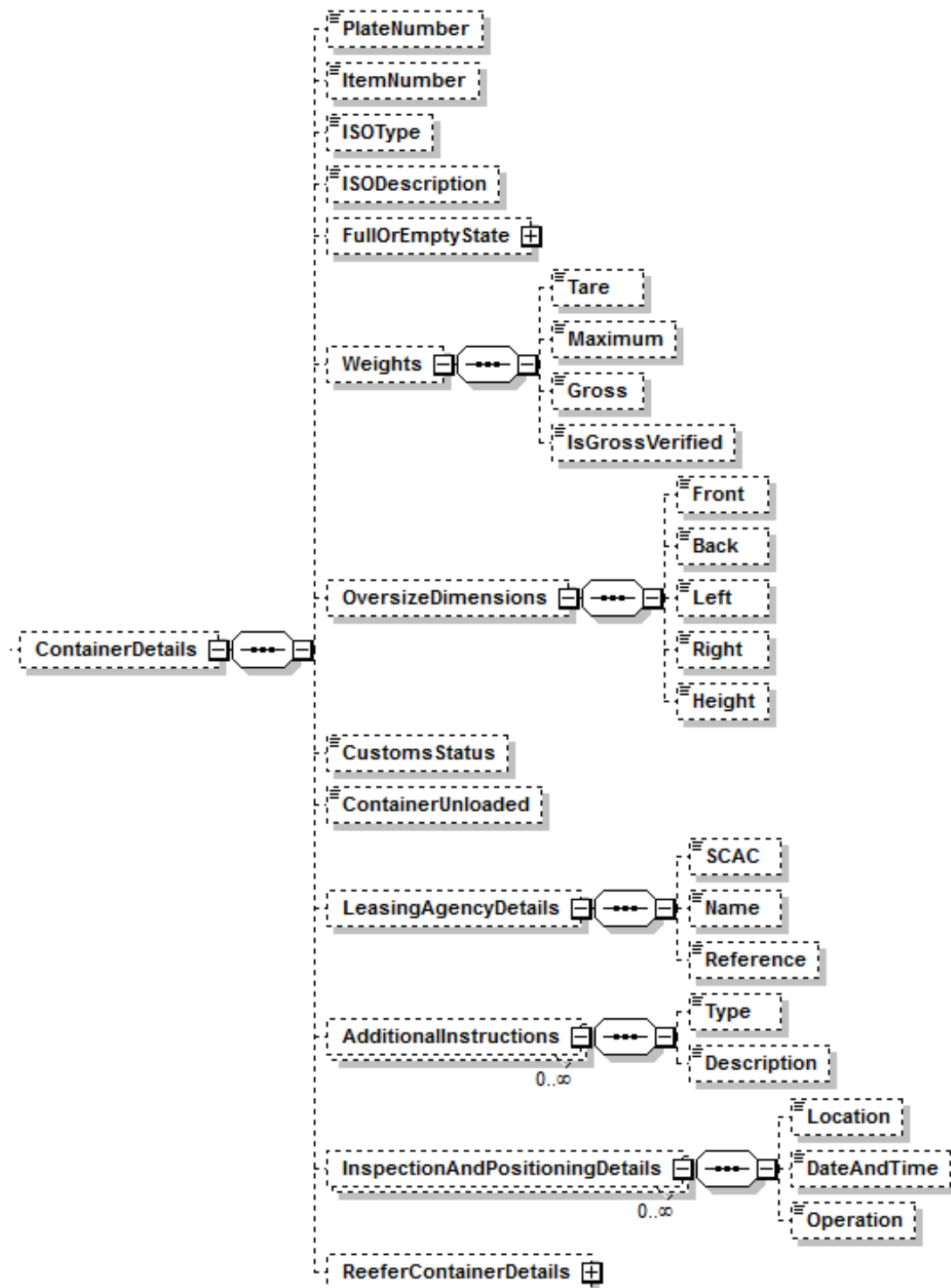
```

<DangerousGoodsDetails>
  <UNDGCode>0004</UNDGCode>
  <UNDGDescription>Ammonium picrate</UNDGDescription>
  <IMDGClass>1.1D</IMDGClass>
  <IMDGPackingGroup>1</IMDGPackingGroup>
  <PortAuthorizationNumber>PAV Auth.</PortAuthorizationNumber>
  <ContactInformation>
    <Name> Contact 1</Name>
    <ContactDetails>
      <Type>PHONE</Type>
      <Details>902 111 222</Details>
    </ContactDetails>
    <ContactDetails>
      <Type>EMAIL</Type>
      <Details>contact1@contracting.com</Details>
    </ContactDetails>
  </ContactInformation>
  <ContactInformation>
    <Name> Contact 2</Name>
    <ContactDetails>
      <Type>FAX</Type>
      <Details>901 555 666</Details>
    </ContactDetails>
  </ContactInformation>
</DangerousGoodsDetails>

```

## 6.12 // Containers\ContainerDetails

Level	2
Use	Mandatory
Max. Use	1



### 6.12.1. Purpose

Group of elements which contains detailed information about the container.

### 6.12.2. Comments

- The item number for each container must be indicated. This number identifies each container in a multi-container UTD and gives it a unique reference even when container plate numbers are not indicated (for example, in export operations where a specific container is not chosen until the empty one is released).
- The container plate number must be indicated for all types of operations except for exports and transfers/transshipments of empty containers.
- In an import operation the container plate number cannot be active in another document in which the same Release Company is used.
- In an export operation the container plate number cannot be active in another document in which the same Container Provider and booking number is used with its acceptance confirmed.
- The ISO code for the type of container (*ISOType*) must be indicated and must be valid as per the ISO 6346 standard.
- The state of the container on release (*FullOrEmptyState\Release*) must be indicated.
- The state of the container on acceptance (*FullOrEmptyState\Acceptance*) must be indicated.
- The state of the container on release and acceptance must be consistent with the type of operation: full on release for imports, full on acceptance for exports and the same state as on release/acceptance for transfers.
- The container status (*FullOrEmptyState\FullContainerDetails*) with code 'EMPTY' is only allowed on orders of an empty container. The rest of the codes are only allowed on orders of a full container.
- The container tare (*Weights\Tare*) must be indicated.
- The element *Weights\IsGrossVerified* indicates that the gross weight is verified or not.
- The element *Weights\IsGrossVerified* is only included in acceptance orders with operation type export and transfer or transshipment of full containers. In case of receiving this element in a release order, the message will be rejected.
- The gross weight value (*Weights\Gross*) will be ignored if the container was indicated as empty (*FullOrEmptyState\Release = "EMPTY"*) and tare will be used.
- If the container is not an open container (according to its ISO type), all data related to oversized dimensions (*OversizeDimensions*) will be ignored. Besides, oversized dimensions cannot be informed in orders of empty containers.
- If the container is on hire but the leasing agency is unknown, any name can be indicated as the leasing agency name (for example, "LEASING").
- If additional instructions are included (*AdditionalInstructions*), the type of instructions must be indicated (*AdditionalInstructions\Type*)
- Additional instructions cannot be repeated, except for the 'CUSTOM' instruction which may be repeated as long as each repetition has a different description.
- The additional instructions CLEANED\_OF\_DG and NOT\_CLEANED\_OF\_DG cannot be informed at the same time. These instructions cannot be informed if the container is full.
- The only additional instructions that can be included in this message are the following:
  - **REINFORCED**
  - **SHUTTLE**
  - **SHIPPER\_OWNED**
  - **CLEANED\_OF\_DG**



- NOT\_CLEANED\_OF\_DG
- CLEANLINESS
- RETURN\_TO\_TERMINAL
- FAULTY\_CONTAINER
- FLEXITANK
- BOOKING\_CHANGE
- CUSTOM
- TERMINAL\_WEIGHING
- COLD\_TREATMENT
- SMART\_CONTAINER

The remaining additional instructions that were presented in a previous version of this guide are not relevant to the Release/Acceptance Order, but to the Transport Instructions, and therefore they have been removed.

- The additional instruction “empty container cleaned of dangerous goods” cannot be included in a Release Order (this instructions is intended for Acceptance Orders of import operations of dangerous goods).
- The additional instruction that indicates a change in the Booking Number ('BOOKING\_CHANGE') is useful in the context of merchant haulage: valenciaportpcs.net will copy that change to all documents associated with this one (both the Transport Instructions if this Release/Acceptance Order is integrated in a UTD, and the “opposed” Release/Acceptance Order which belongs to the same transport operation). If this additional instruction is not included, and that reference is changed in a replacement message, it will be rejected if the Release/Acceptance Order has already been integrated in a UTD, since the change of that reference could involve the document to be associated with a different UTD and such new associations are not permitted. This instruction is processed by the system, will not be forwarded to any agent. **IMPORTANT: If this instruction is indicated in any container, the booking number will be changed for all containers in the document, including those without this instruction.**
- If positioning and inspection details are included (*InspectionAndPositioningDetails*), the location (*InspectionAndPositioningDetails/Location*) and the date of the operation (*InspectionAndPositioningDetails/DateAndTime*) must be indicated. There cannot be two positioning or inspection entries with the same location, date and operation.
- The additional instruction requesting the container weighing in the Terminal ('TERMINAL\_WEIGHING') will be allowed only for acceptance orders with full containers. If the container is empty, the instruction will be ignored, and if it is a release order the message will be rejected.
- The additional instruction COLD\_TREATMENT will be allowed only for reefer containers. It won't be allowed for Acceptance Orders of empty containers.
- The additional instruction SMART\_CONTAINER will be allowed just for empty containers in release Orders.

### 6.12.3. Elements

Name	Purpose	M/O	Type
<i>Containers\ContainerDetails</i>			
PlateNumber	Container plate number	C	an..11
ItemNumber	Item number	M	an..10
ISOType	ISO container type, as per the ISO 6346 standard	M	an..4
ISODescription	Description of the type of container	O	an..35
FullOrEmptyState	Group of elements which provides details about the state of the container (empty, full, specific details applicable to full containers)	M	G
Weights	Group of elements which provides details about the	M	G

	container tare and weight		
<b>OversizeDimensions</b>	Group of elements which provides details about oversize dimensions of the goods	O	G
<b>CustomsStatus</b>	Customs status of the container This information is automatically filled in by valenciaportpcs.net and should be left blank. Accepted values: <ul style="list-style-type: none"> <li><b>AUTHORIZED</b></li> <li><b>UNKNOWN</b></li> </ul>	O	an..15
<b>ContainerUnloaded</b>	<b>Unloaded</b> import container. This information is automatically filled in by valenciaportpcs.net and should be left blank. It does not necessarily mean the container is ready to be picked-up, only that it has been unloaded from the vessel.	O	boolean
<b>LeasingAgencyDetails</b>	Group of elements which identifies the leasing agency of the container.	O	G
<b>AdditionalInstructions</b>	Group of elements which indicates any additional instructions	O	G
<b>InspectionAndPositioningDetails</b>	Group of elements which indicates inspection or positioning requirements.	O	G
<b>ReeferContainerDetails</b>	Group of elements which specifies detailed requirements for reefer containers	O	G
<b>Containers\ContainerDetails\FullOrEmptyState</b>			
<b>Release</b> <i>This data field only exists on Release Order messages</i>	State of the container on release Accepted values: <ul style="list-style-type: none"> <li><b>FULL</b></li> <li><b>EMPTY</b></li> </ul>	M	an..5
<b>Acceptance</b> <i>This data field only exists on Acceptance Order messages</i>	State of the container on acceptance Accepted values: <ul style="list-style-type: none"> <li><b>FULL</b></li> <li><b>EMPTY</b></li> </ul>	M	an..5
<b>FullContainerDetails</b>	Specific details about the full container Accepted values: <ul style="list-style-type: none"> <li><b>FCL:</b> Full container load</li> <li><b>LCL:</b> Less than container load</li> <li><b>OTHER_EQUIPMENT:</b> Full with other equipment</li> <li><b>EMPTY</b></li> </ul>	O	an..15
<b>Containers\ContainerDetails\Weights</b>			
<b>Tare</b>	Tare weight of the container, in kilograms	M	int
<b>Maximum</b>	Maximum weight of the container, in kilograms	O	int
<b>Gross</b>	Gross weight of the container, in kilograms	O	Int
<b>IsGrossVerified</b>	It indicates if the gross weight is or not verified. (if it is not indicated, the default value will be false)	O	boolean
<b>Containers\ContainerDetails\OversizeDimensions</b>			
<b>Front</b>	Front oversize dimensions, in centimetres	O	int
<b>Back</b>	Back oversize dimensions, in centimetres	O	int
<b>Left</b>	Left oversize dimensions, in centimetres	O	int
<b>Right</b>	Right oversize dimensions, in centimetres	O	int

<b>Height</b>	Height oversize dimensions, in centimetres	O	int
<i>Containers\ContainerDetails\LeasingAgencyDetails</i>			
<b>SCAC</b>	SCAC code of the leasing agency Accepted values in appendix of leasing companies (see section 1.6// Related documents)	O	an..4
<b>Name</b>	Name of the leasing agency	O	an..175
<b>Reference</b>	Container leasing reference	O	an..35
<i>Containers\ContainerDetails\AdditionalInstructions</i>			
<b>Type</b>	Additional instructions type Accepted values: <ul style="list-style-type: none"> <li>• <b>REINFORCED:</b> reinforced container</li> <li>• <b>SHUTTLE:</b> transfers between Noatum-MSTC terminals</li> <li>• <b>SHIPPER_OWNED:</b> container belongs to shipper</li> <li>• <b>CLEANED_OF_DG:</b> empty container cleaned of dangerous goods</li> <li>• <b>NOT_CLEANED_OF_DG:</b> empty container with dangerous goods residues</li> <li>• <b>CLEANLINESS:</b> cleaning required</li> <li>• <b>RETURN_TO_TERMINAL</b></li> <li>• <b>FAULTY_CONTAINER</b></li> <li>• <b>FLEXITANK:</b> valid for flexitank</li> <li>• <b>BOOKING_CHANGE:</b> Booking number changed</li> <li>• <b>CUSTOM:</b> other additional instructions</li> <li>• <b>TERMINAL_WEIGHING:</b> weighing in the terminal</li> <li>• <b>COLD_TREATMENT:</b> Cold treatment</li> <li>• <b>SMART_CONTAINER:</b> Smart container</li> </ul>	M	an..35
<b>Description</b>	Additional instructions description	O	an..175
<i>Containers\ContainerDetails\InspectionAndPositioningDetails</i>			
<b>Location</b>	Inspection or positioning location Accepted values: <ul style="list-style-type: none"> <li>• <b>GENERIC_INSPECTION:</b> Border Inspection Post (generic inspection)</li> <li>• <b>CUSTOMS</b></li> <li>• <b>PHYTOSANITARY</b></li> <li>• <b>SOIVRE:</b> Foreign Trade Inspection Centre</li> <li>• <b>ANIMAL_HEALTH</b></li> <li>• <b>FOREIGN_HEALTH</b></li> <li>• <b>GENERIC_POSITIONING</b></li> <li>• <b>SCANNER</b></li> <li>• <b>WEIGHING</b></li> </ul>	M	an..35
<b>DateAndTime</b>	Inspection or positioning date/time	M	dateTime
<b>Operation</b>	Operation description	O	an..75

--	--	--	--

### 6.12.4. XML example

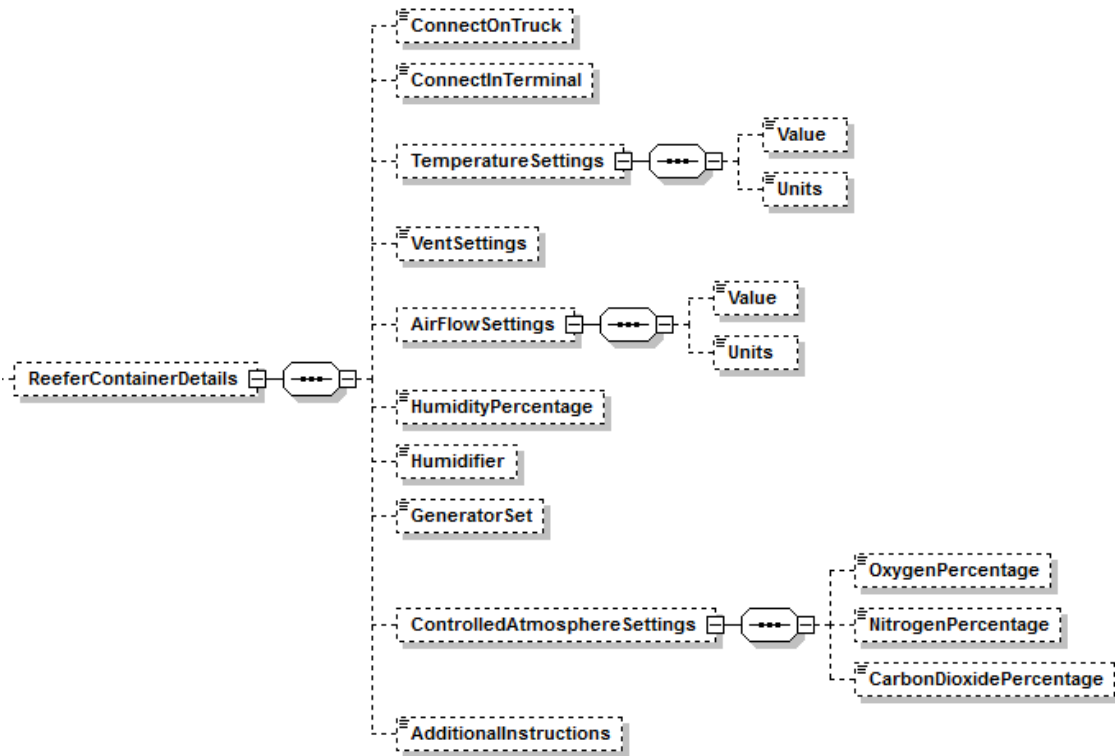
```

<ContainerDetails>
  <PlateNumber>SCAC1234567</PlateNumber>
  <ItemNumber>1</ItemNumber>
  <ISOType>42G0</ISOType>
  <ISODescription>40 feet generic</ISODescription>
  <FullOrEmptyState>
    <Release>EMPTY</Release>
    <Acceptance>FULL</Acceptance>
    <FullContainerDetails>FCL</FullContainerDetails>
  </FullOrEmptyState>
  <Weights>
    <Tare>2000</Tare>
    <Maximum>20000</Maximum>
    <Gross>16000</Gross>
    <IsGrossVerified>true</IsGrossVerified>
  </Weights>
  <OversizeDimensions>
    <Height>150</Height>
  </OversizeDimensions>
  <LeasingAgencyDetails>
    <SCAC> AMFU </SCAC>
    <Name> Amphibious Container Leasing Ltd. (AMFICON)</Name>
    <Reference>Leasing ref</Reference>
  </LeasingAgencyDetails>
  <AdditionalInstructions>
    <Type> REINFORCED</Type>
    <Description>Reinforced container</Description>
  </AdditionalInstructions>
  <AdditionalInstructions>
    <Type>CUSTOM</Type>
    <Description>Custom additional instruction</Description>
  </AdditionalInstructions>
  <InspectionAndPositioningDetails>
    <Location>SOIVRE</Location>
    <DateAndTime>2010-12-25T09:30:00</DateAndTime>
    <Operation>SOIVRE inspection</Operation>
  </InspectionAndPositioningDetails>
  <InspectionAndPositioningDetails>
    <Location> PHYTOSANITARY </Location>
    <DateAndTime>2010-12-25T11:30:00</DateAndTime>
    <Operation>Phytosanitary inspection</Operation>
  </InspectionAndPositioningDetails>
  <ReeferContainerDetails>
    ...
  </ReeferContainerDetails>
</ContainerDetails>

```

## 6.13 // Containers\ContainerDetails\ReeferContainerDetails

Level	3
Use	Optional
Max. Use	1



### 6.13.1. Purpose

Group of elements which details the requirements for reefer containers.

### 6.13.2. Comments

- If a container is a reefer container, it is mandatory to indicate if the container must be connected or not in a terminal (*ConnectInTerminal*) except for Acceptance Orders of empty containers.
- If a container is a reefer container and it is a merchant haulage, the indicator value (truck connected or not connected) will be ignored (*ConnectOnTruck*).
- If the container is a reefer container (according to its ISO type) and it is a carrier haulage, it is mandatory to indicate if the container must be connected or not to the truck (*ConnectOnTruck*), except for Acceptance Orders of empty containers.
- If a reefer container needs to be connected in a terminal (*ConnectInTerminal*), the temperature must be indicated (*TemperatureSettings\Value*).
- If the temperature of a reefer container is included (*TemperatureSettings*), both the value of the temperature (*TemperatureSettings\Value*) and the unit of measurement (*TemperatureSettings\Units*) must also be indicated.
- If the air flow of a reefer container is included (*AirFlowSettings*), both the value of the air flow (*AirFlowSettings\Value*) and the unit of measurement (*AirFlowSettings\Units*) must be indicated.

- No reefer details can be sent for Acceptance Orders of empty containers. However, they will be admitted for Release Orders of empty containers (reefer details are sent to the Release Company to facilitate the configuration of the container to be handed out).
- If the container is not a reefer container (according to its ISO type), all data in this section will be ignored.

### 6.13.3. Elements

Name	Purpose	M/O	Type
<i>Containers\ContainerDetails\ReeferContainerDetails</i>			
<b>ConnectOnTruck</b>	Indicates whether or not to connect the reefer container to a truck	M	boolean
<b>ConnectInTerminal</b>	Indicates whether or not to connect the reefer container in a terminal	M	boolean
<b>TemperatureSettings</b>	Group of elements which indicates the temperature settings for the reefer container	O	G
<b>VentSettings</b>	Container ventilation Accepted values: <ul style="list-style-type: none"> <li>• <b>OPEN</b></li> <li>• <b>CLOSED</b></li> </ul>	O	an..10
<b>AirFlowSettings</b>	Group of elements which indicates the air flow settings for the reefer container	O	G
<b>HumidityPercentage</b>	Humidity percentage	O	decimal
<b>Humidifier</b>	Indicates the need for humidity	O	boolean
<b>GeneratorSet</b>	Generator request	O	boolean
<b>ControlledAtmosphereSettings</b>	Group of elements which indicates the controlled atmosphere settings	O	G
<b>AdditionalInstructions</b>	Additional reefer container instructions	O	an..350
<i>Containers\ContainerDetails\ReeferContainerDetails\TemperatureSettings</i>			
<b>Value</b>	Temperature value	M	decimal
<b>Units</b>	Temperature unit Accepted values: <ul style="list-style-type: none"> <li>• <b>CELSIUS</b></li> <li>• <b>FAHRENHEIT</b></li> </ul>	M	an..10
<i>Containers\ContainerDetails\ReeferContainerDetails\AirFlowSettings</i>			
<b>Value</b>	Air flow value	M	decimal
<b>Units</b>	Air flow units Accepted values: <ul style="list-style-type: none"> <li>• <b>CUBIC_METERS</b></li> <li>• <b>CUBIC_FEET</b></li> </ul>	M	an..15
<i>Containers\ContainerDetails\ReeferContainerDetails\ControlledAtmosphereSettings</i>			
<b>OxygenPercentage</b>	Oxygen percentage	O	decimal
<b>NitrogenPercentage</b>	Nitrogen percentage	O	decimal
<b>CarbonDioxidePercentage</b>	CO2 percentage	O	decimal

### 6.13.4. XML example

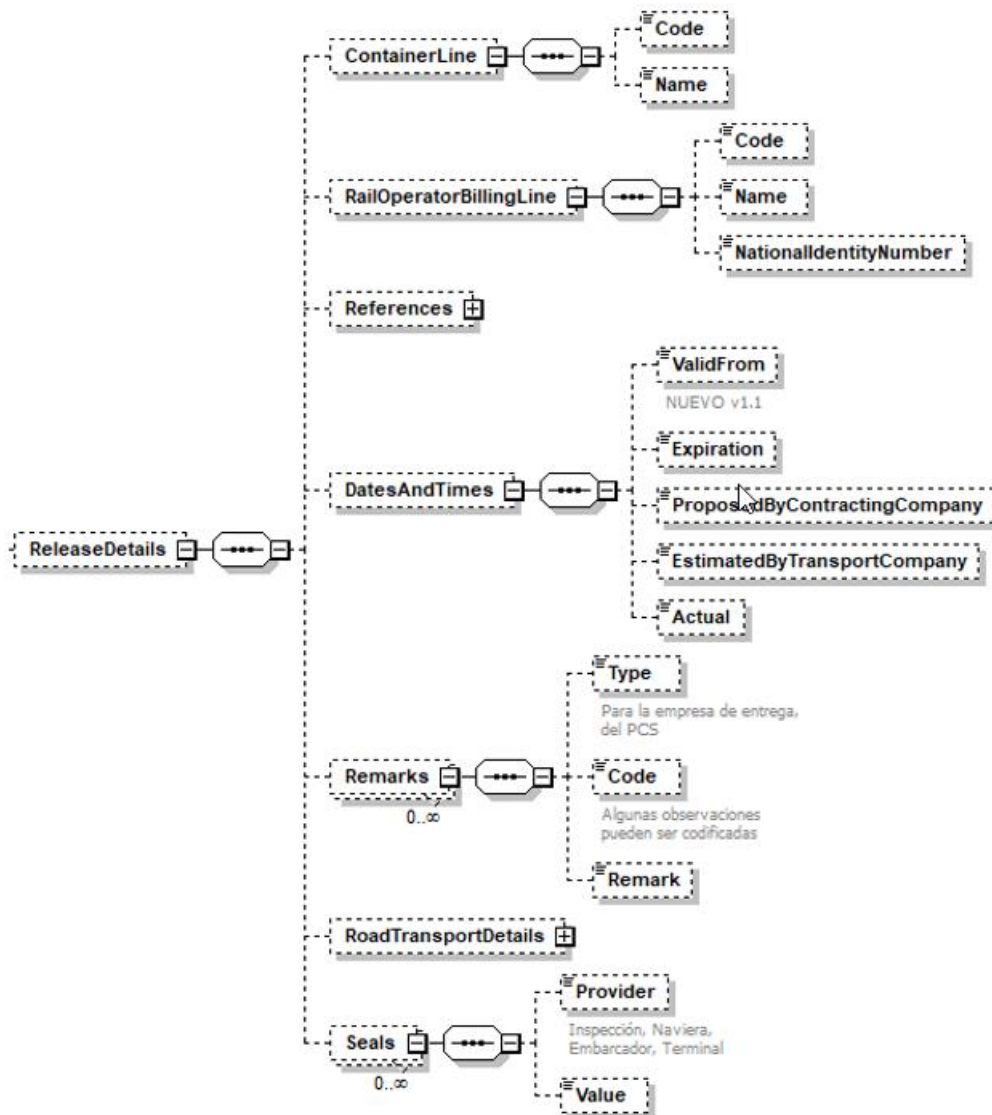
```
<ReeferContainerDetails>  
  <ConnectOnTruck>true</ConnectOnTruck>  
  <ConnectInTerminal>true</ConnectInTerminal>  
  <TemperatureSettings>  
    <Value>3.5</Value>  
    <Units>CELSIUS</Units>  
  </TemperatureSettings>  
  <VentSettings>CLOSED</VentSettings>  
  <AirFlowSettings>  
    <Value>5.0</Value>  
    <Units>CUBIC_METERS</Units>  
  </AirFlowSettings>  
  <GeneratorSet>true</GeneratorSet>  
  <AdditionalInstructions>Additional reefer container instructions</AdditionalInstructions>  
</ReeferContainerDetails>
```



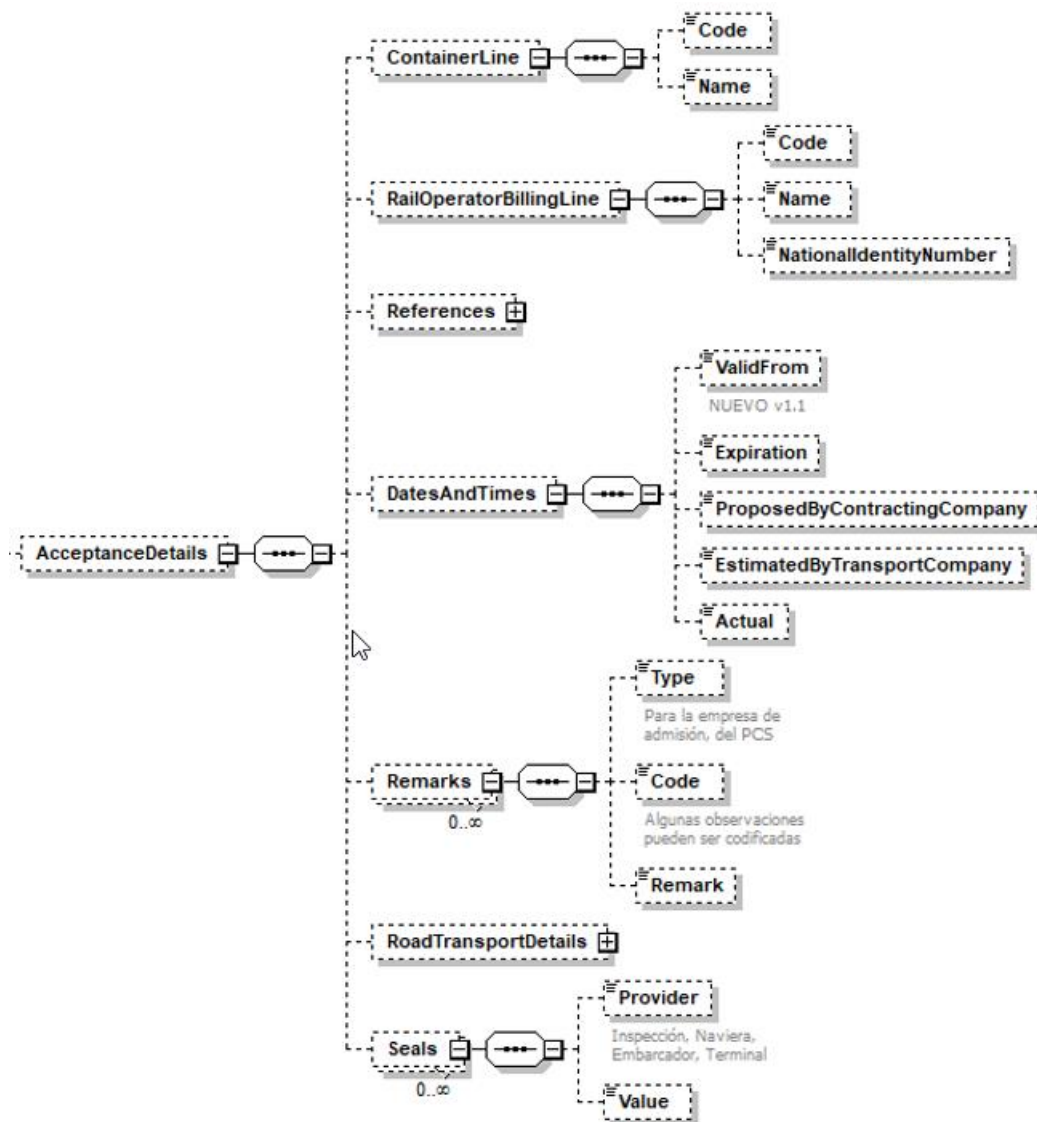
## 6.14 // Containers\ReleaseDetails or AcceptanceDetails

Level	2
Use	Optional
Max. Use	1

### Release Order



## Acceptance Order



### 6.14.1. Purpose

Group of elements which contains the Release or Acceptance details for each container.

The *ReleaseDetails* element will be used for the Release Orders, and the *AcceptanceDetails* element will be used for the Acceptance Orders. Both data groups are identical.

### 6.14.2. Comments

- If the release or acceptance company is a PAV Terminal, the container line or shipping line code (*ContainerLine\Code*) must be indicated and must be valid for this Terminal.
- The release/acceptance valid from date (*DatesAndTimes\ValidFrom*) will be ignored and calculated by Valenciaportpcs.net taking as reference the proposed date.
- In an original order, the expiration date (*DatesAndTimes\Expiration*) will be ignored and calculated by Valenciaportpcs.net taking as reference the proposed date.
- In an original order, the proposed release/acceptance date (*DatesAndTimes\ProposedByContractingCompany*) cannot be earlier than the date on

which the document was sent. It can be optional, and if not included, the order will be considered as not valid.

- The validity and expiry dates of the release/acceptance may be included if the requested date is not indicated. If a requested date is indicated, they won't be considered and they will be calculated automatically. If transport by rail is indicated, all dates may be included and only the expiry date of the release/acceptance shall be calculated.
- Each remark must specify its type and remark text. The **FROM\_RELEASE\_COMPANY** or **FROM\_ACCEPTANCE\_COMPANY** type remarks should not be included in an original document, as they will be added to the document by valenciaportpcs.net.
- If any seal is included (*Seals*), both the type of seal (*Provider*) and its value (*Value*) are mandatory.
- It is mandatory to send at least a release seal if it is an import, whose release is full in equipments that are not open size or platform.
- In the event that the requested date is not indicated, the order will not be valid and will not be delivered to the terminal. Orders with the Rail Transport indicator will always be valid.
- If the rail indicator is removed in a replacement and the requested date is not indicated in the replacement, the message will be **REJECTED**.
- Invalid Release Orders/ Acceptance Orders shall carry a remark indicating this. The remark (*ReleaseDetails\Remarks*) shall carry the type with value **SYSTEM** and with code **ORDER\_NOT\_VALID**.
- When the Release Order/ Acceptance Order is valid but the DUT indicates a different requested date, a remark shall be added. The remark (*ReleaseDetails\Remarks*) shall have the type with value **SYSTEM** and with code **DATES\_MISMATCH**.

Seals are updated as follows:

- After a replacement or update (Inland Transport Details or Confirmation message), all seals (both release and acceptance) are **replaced** by the seals in the new message, except if they are empty in the new message in which case the existing seals in the document are maintained.
- After a Release Confirmation, not only the release seals are replaced by the ones in the Confirmation message, but for **transfers and transshipments** also the acceptance seals are replaced by the release seals included in the Confirmation message (once again, only if new seals are included, if they aren't the existing ones are maintained).
- Rail Operator Billing Line (RailOperatorBillingLine), it will only be available if it is a rail order and the recipient is the Terminal. This new segment have the following fields the code (PCSCode), the name (Name) and NIF (NationalIdentityNumber).

•

### 6.14.3. Elements

Name	Purpose	M/O	Type
<i>Containers\Release/Acceptance\Details</i>			
<b>ContainerLine</b>	Group of elements which identifies the container line or shipping line.	C	G
<b>References</b>	Group of elements which contains several references associated with the Release or Acceptance Order	O	G
<b>DatesAndTimes</b>	Group of elements which contains several dates associated with the Release or Acceptance Order	O	G
<b>Remarks</b>	Group of elements used to indicate remarks	O	G

<b>RoadTransportDetails</b>	Group of elements which contains the road transport details for when the container is released/accepted	O	G
<b>Seals</b>	Group of elements which indicates seals	O	G
<b><i>Containers\Release\Acceptance\Details\ContainerLine</i></b>			
<b>Code</b>	Container line or shipping line code	C	an..4
<b>Name</b>	Container line or shipping line name	O	an..35
<b><i>Containers\Release\Acceptance\Details\RailOperatorBillingLine</i></b>			
<b><u>Code</u></b>	<b><u>Rail operator billing line code</u></b>	<b><u>C</u></b>	<b><u>an..4</u></b>
<b><u>Name</u></b>	<b><u>Rail operator billing line name</u></b>	<b><u>O</u></b>	<b><u>an..35</u></b>
<b><u>NationalIdentityNumber</u></b>	<b><u>Rail operator billing line national identity number</u></b>	<b><u>C</u></b>	<b><u>an..35</u></b>
<b><i>Containers\Release\Acceptance\Details\DatesAndTimes</i></b>			
<b>ValidFrom</b>	Date the Release/Acceptance Order is valid from (i.e. the operation should not be performed before this date and time)	O	dateTime
<b>Expiration</b>	Release/acceptance expiration date	O	dateTime
<b>ProposedByContractingCompany</b>	Release/acceptance date proposed by the Contracting Company	O	dateTime
<b>EstimatedByTransportCompany</b>	Release/acceptance date estimated by the Transport Company. Train departure date in case of railway transport	O	dateTime
<b>Actual</b>	Actual release/acceptance date	O	dateTime
<b><i>Containers\Release\Acceptance\Details\Remarks</i></b>			
<b>Type</b>	Code which identifies the type of remarks Accepted values:  For the Release Order <ul style="list-style-type: none"> <li><b>TO_RELEASE_COMPANY.</b> This type of remark is sent both to the Release Company and to the Transport Operator and Transport Agent (since they will print the Release Order).</li> <li><b>FROM_RELEASE_COMPANY:</b> (sent in the Release Confirmation). This type of remark is sent only to the Contracting Party and Container Provider.</li> <li><b>SYSTEM:</b> Remarks from valenciaportpcs.net. This type of remark is sent to all agents included in the document.</li> </ul> For the Acceptance Order <ul style="list-style-type: none"> <li><b>TO_ACCEPTANCE_COMPANY.</b> This type of remark is sent both to the Acceptance Company and to the Transport Operator and Transport Agent (since they will print the Acceptance Order).</li> <li><b>FROM_ACCEPTANCE_COMPANY:</b> (sent in the Acceptance Confirmation). This type of remark is sent only to the Contracting Party and Container Provider.</li> <li><b>SYSTEM:</b> Remarks from valenciaportpcs.net. This type of remark is sent to all agents included in the document.</li> </ul>	O	an..35
<b>Code</b>	Code associated by valenciaportpcs.net with the	O	an..35

	<p>automatically generated remarks (field Type = <i>SYSTEM</i>).</p> <p>Accepted values:</p> <ul style="list-style-type: none"> <li>• <b>LSP_AO_CANCEL:</b> Automatic remark related to the process of acceptance orders cancellation due to LSP out after an inspection end.</li> <li>• <b>ORDER_NOT_VALID:</b> automatic remark indicating that the Release/Acceptance Order will not be valid until a Requested Date is indicated.</li> <li>• <b>DATES_MISMATCH:</b> automatic remark indicating that the Requested Date in the Transport Instruction does not match the one indicated in the Release/Acceptance Order.</li> </ul>		
<b>Remark</b>	Free text to include the remark	M	an..350
<b>Containers\Release\Acceptance\Details\Seals</b>			
<b>Provider</b>	<p>Seal provider</p> <p>Accepted values:</p> <ul style="list-style-type: none"> <li>• <b>INSPECTION</b></li> <li>• <b>CARRIER</b></li> <li>• <b>SHIPPER</b></li> <li>• <b>TERMINAL</b></li> </ul>	M	an..10
<b>Value</b>	Seal reference	M	an..35

#### 6.14.4. XML example

```

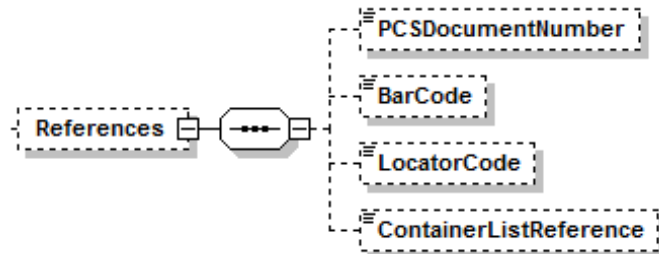
<ReleaseDetails>
  <ContainerLine>
    <Code>SCAC</Code>
    <Name>Container line</Name>
  </ContainerLine>
  <RailOperatorBillingLine>
    <Code>TCVR</Code>
    <Name>TCV. RAILWAY TRANSPORT S.L.</Name>
    <NationalIdentityNumber>87654321L</NationalIdentityNumber>
  </RailOperatorBillingLine>
  <References>
    ...
  </References>
  <DatesAndTimes>
    <ProposedByContractingCompany>2010-12-25T09:30:00</ProposedByContractingCompany>
  </DatesAndTimes>
  <Remarks>
    <Type>TO_RELEASE_COMPANY</Type>
    <Remark>Remarks to the release company</Remark>
  </Remarks>
  <RoadTransportDetails>
    ...
  </RoadTransportDetails>
  <Seals>
    <Provider>CARRIER</Provider>
    <Value>Seal</Value>
  </Seals>
</ReleaseDetails>

```

This *ReleaseOrder* message example is identical to the *AcceptanceOrder* message except that the *ReleaseDetails* node should be changed to *AcceptanceDetails*.

## 6.15 // Containers\[Release/Acceptance]Details\References

Level	3
Use	Optional
Max. Use	1



### 6.15.1. Purpose

Group of elements which contains different references associated with the Release or Acceptance Order.

### 6.15.2. Comments

- The document number (*PCSDocumentNumber*) is generated automatically by valenciaportpcs.net. It is supplied in the reply message (Acknowledgement) in the *ReferencesToMessage/PCSDocumentNumber* field and should be left blank in the original. It can be used to identify a specific document when subsequent replacements or cancellations are sent.
- The document number format generated by valenciaportpcs.net is as follows: **CCCCYYMMDDnnnnnnnn**, where CCCC is the PCS code of the document sender (the Contracting Company), YYMMDD is the date the document was created (year, month, day), and the rest (nnnnnnnn) is a sequential number which is reinitiated at the start of each year.
- When the message function is to replace or cancel a document, the message sender must identify the document to be replaced/cancelled with the document number (*PCSDocumentNumber*) or, in its absence, with the Container Provider's reference (*DocumentReference* in the *DocumentDetails\Parties* element with the *CONTAINER\_PROVIDER* code in the *Type* field).
- The bar code (*BarCode*) must be exactly 20 digits, which must all be numbers.
  - If no bar code is indicated, the system will automatically generate one for each new Release/Acceptance Order. This information is given to the Order sender in the acceptance message.
  - If this information is given, it must start with a numeric code assigned to each organization and must be unique for each new document (be it Release or Acceptance Order, the bar code cannot be repeated even among documents of different type). Request your numeric code from the User Service Desk.
  - Additionally, if the bar code is generated by the user, it must end in an **even** number.
  - The bar code must be printed using Code 128 charset C.
  - The bar code cannot be modified in a replacement.
- The locator code (*LocatorCode*) is a unique alphanumeric identifier which is an alternative to the bar code and the system document number and is always **generated automatically by valenciaportpcs.net** (therefore, if it is sent it will be ignored).

### 6.15.3. Elements

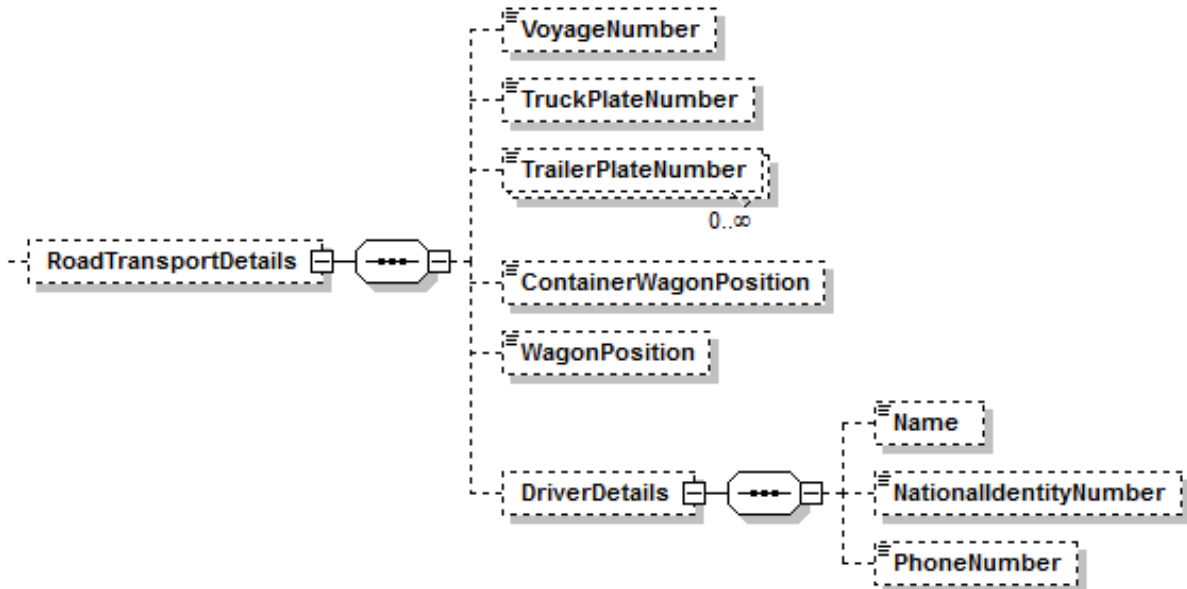
Name	Purpose	M/O	Type
<i>Containers\Release\Acceptance\Details\References</i>			
<b>PCSDocumentNumber</b>	Release/Acceptance Order number	O	an..35
<b>BarCode</b>	Bar code	O	int
<b>LocatorCode</b>	Locator code, an alternative to the bar code	O	an..6
<b>ContainerListReference</b>	Reference to a container list for bulk transfer of empty containers	O	an..5

### 6.15.4. XML example

```
<References>
  <PCSDocumentNumber>VPRT10122512345678</PCSDocumentNumber>
  <ContainerListReference>REF00</ContainerListReference>
</References>
```

## 6.16 // Containers\[Release/Acceptance]Details\RoadTransportDetails

Level	3
Use	Optional
Max. Use	1



### 6.16.1. Purpose

Group of elements which contains the road transport details for when the container is released/accepted.

### 6.16.2. Comments

- The details for this group of elements are generally provided by the Transport Agent when it sends its Transport Details Assignment message. Therefore, in an original Release/Acceptance Order, this data group will normally be left blank, and will subsequently be updated when received by the Transport Agent.
- In cases where the Transport Operator/Agent knows the transport data for acceptance or release: if truck plate number is supplied, and is not a rail transport or has shuttle instructions, driver name and national identity number are mandatory.
- National identity number must be valid if a NIE or NIF is supplied.
- Once national identity number has been supplied, it will be obfuscated (only some digits will be readable).

### 6.16.3. Elements

Name	Purpose	M/O	Type
<i>Containers\[Release/Acceptance]Details\RoadTransportDetails</i>			
<b>VoyageNumber</b>	Journey number	O	an..17
<b>TruckPlateNumber</b>	Plate number of the truck which will carry out the Release/Acceptance Order. Train code which carry out the Release/Acceptance Order for railway cases. Order. In that case, the code	O	an..35



	can't include the next characters “/, -, +,  , \, #”		
<b>TrailerPlateNumber</b>	Plate number of the trailer(s) which will carry out the Release/Acceptance Order. Plate number of the wagon(s) which will carry out the Release/Acceptance Order for railway cases.	O	an..35
<b>ContainerWagonPosition</b>	Container position on a wagon. Free text field (head, middle, tail). Railway case	O	an..35
<b>WagonPosition</b>	Order position of the wagon in a train. Railway case	O	an..35
<b>DriverDetails</b>	Group of elements which contains driver details	O	G
<i>Containers\Release\Acceptance\Details\RoadTransportDetails\DriverDetails</i>			
<b>Name</b>	Driver name	M	an..35
<b>NationalIdentityNumber</b>	Driver National Identity Number	M	an..35
<b>PhoneNumber</b>	Driver phone number (preferably mobile number)	O	an..15

#### 6.16.4. XML example

```

<RoadTransportDetails>
  <VoyageNumber>Journey number</VoyageNumber>
  <TruckPlateNumber>V0000AB</TruckPlateNumber>
  <TrailerPlateNumber>V0001AB</TrailerPlateNumber>
  <DriverDetails>
    <Name>Driver namer</Name>
    <NationalIdentityNumber>12345678A</NationalIdentityNumber>
    <PhoneNumber>902999999</PhoneNumber>
  </DriverDetails>
</RoadTransportDetails>

```

## 7 // XML example of a Release Order

The following example aims to serve as a **reference** for sending or receiving a complete Release Order message. Logically, the organization codes are not valid codes. Imaginary codes have been used for demonstration purposes. We have not aimed to use logical message content from a business point of view. Sometimes details which would never be used in real life have been used, but once again, the idea is to demonstrate all the possible message elements that may exist.

```
<?xml version="1.0" encoding="UTF-8"?>
<ReleaseOrder>
  <MessageHeader>
    <SenderIdentification>USER</SenderIdentification>
    <RecipientIdentification>VALENCIAPORT</RecipientIdentification>
    <Number>USER0123456789</Number>
    <DateAndTime>2010-12-25T09:30:47</DateAndTime>
    <Version>1.1</Version>
    <Function>ORIGINAL</Function>
  </MessageHeader>
  <DocumentDetails>
    <OperationType>EXPORT</OperationType>
    <TransportType>MERCHANT_HAULAGE</TransportType>
    <IsRailTransport>false</IsRailTransport>
    <References>
      <BookingNumber>BN 1234567890</BookingNumber>
    </References>
    <Parties>
      <Type>CONTAINER_PROVIDER</Type>
      <PCSCode>USER</PCSCode>
      <Name>Container Provider Name</Name>
      <NationalIdentityNumber>12345678L</NationalIdentityNumber>
      <StreetAddress>10, Provider Street</StreetAddress>
      <City>Valencia</City>
      <PostalCode>46000</PostalCode>
      <ContactInformation>
        <Name> Contact 1</Name>
        <ContactDetails>
          <Type>PHONE</Type>
          <Details>902 111 222</Details>
        </ContactDetails>
      </ContactInformation>
      <ContactInformation>
        <Name> Contact 2</Name>
        <ContactDetails>
          <Type>FAX</Type>
          <Details>901 555 666</Details>
        </ContactDetails>
      </ContactInformation>
    </Parties>
    <Parties>
      <Type>RELEASE_COMPANY</Type>
      <PCSCode>CCCC</PCSCode>
      <Name>Release Company Name </Name>
      <NationalIdentityNumber>87654321L</NationalIdentityNumber>
      <DocumentReference>Ref 0987654321</DocumentReference>
      <StreetAddress>10, Release Company Street</StreetAddress>
      <City>Valencia</City>
      <PostalCode>46000</PostalCode>
      <ContactInformation>
        <Name> Contact 1</Name>
```

```

        <ContactDetails>
            <Type>PHONE</Type>
            <Details>902 333 444</Details>
        </ContactDetails>
    </ContactInformation>
</Parties>
<Remarks>
    <Type>FROM_CONTAINER_PROVIDER</Type>
    <Remark>General remarks from Container Provider</Remark>
</Remarks>
</DocumentDetails>
<Containers>
    <Goods>
        <ItemNumber>1</ItemNumber>
        <NumberOfPackages>10</NumberOfPackages>
        <TypeOfPackages>
            <Code>PX</Code>
            <Description>Pallets</Description>
        </TypeOfPackages>
        <Code>6907</Code>
        <Description>Ceramic tiles, for flooring</Description>
        <GrossWeight>20000</GrossWeight>
    </Goods>
    <Goods>
        <ItemNumber>2</ItemNumber>
        <NumberOfPackages>5</NumberOfPackages>
        <TypeOfPackages>
            <Code>CI</Code>
            <Description>Tins</Description>
        </TypeOfPackages>
        <Code>3208</Code>
        <Description>Paints and varnish</Description>
        <GrossWeight>1000</GrossWeight>
        <DangerousGoodsDetails>
            <UNDGCode>0004</UNDGCode>
            <UNDGDescription>Ammonium picrate</UNDGDescription>
            <IMDGClass>1.1D</IMDGClass>
            <ContactInformation>
                <Name> Contact 1</Name>
                <ContactDetails>
                    <Type>PHONE</Type>
                    <Details>902 111 222</Details>
                </ContactDetails>
            </ContactInformation>
        </DangerousGoodsDetails>
    </Goods>
    <ContainerDetails>
        <ItemNumber>1</ItemNumber>
        <ISOType>42G0</ISOType>
        <ISODescription>40 feet generic</ISODescription>
        <FullOrEmptyState>
            <Release>EMPTY</Release>
            <FullContainerDetails>FCL</FullContainerDetails>
        </FullOrEmptyState>
        <Weights>
            <Tare>2000</Tare>
            <Maximum>20000</Maximum>
        </Weights>
        <OversizeDimensions>
            <Height>150</Height>
        </OversizeDimensions>
        <LeasingAgencyDetails>
            <SCAC>BSIU</SCAC>

```

```

    <Name>Blue Sky Intermodal (UK) Ltd</Name>
    <Reference>Leasing ref</Reference>
  </LeasingAgencyDetails>
  <AdditionalInstructions>
    <Type> REINFORCED</Type>
    <Description>Reinforced container</Description>
  </AdditionalInstructions>
  <AdditionalInstructions>
    <Type>CUSTOM</Type>
    <Description>Custom additional instruction</Description>
  </AdditionalInstructions>
  <InspectionAndPositioningDetails>
    <Location>SOIVRE</Location>
    <DateAndTime>2010-12-25T09:30:00</DateAndTime>
    <Operation>SOIVRE inspection</Operation>
  </InspectionAndPositioningDetails>
  <InspectionAndPositioningDetails>
    <Location> PHYTOSANITARY </Location>
    <DateAndTime>2010-12-25T11:30:00</DateAndTime>
    <Operation>Phytosanitary inspection</Operation>
  </InspectionAndPositioningDetails>
  <ReeferContainerDetails>
    <ConnectOnTruck>true</ConnectOnTruck>
    <ConnectInTerminal>true</ConnectInTerminal>
    <TemperatureSettings>
      <Value>3.5</Value>
      <Units>CELSIUS</Units>
    </TemperatureSettings>
    <VentSettings>CLOSED</VentSettings>
    <AirFlowSettings>
      <Value>5.0</Value>
      <Units>CUBIC_METERS</Units>
    </AirFlowSettings>
    <GeneratorSet>true</GeneratorSet>
    <AdditionalInstructions>Other reefer instructions</AdditionalInstructions>
  </ReeferContainerDetails>
</ContainerDetails>
<ReleaseDetails>
  <ContainerLine>
    <Code>SCAC</Code>
    <Name>Container line</Name>
  </ContainerLine>
  <References>
    <ContainerListReference>REF00</ContainerListReference>
  </References>
  <DatesAndTimes>

    <ProposedByContractingCompany>2010-12-25T09:30:00</ProposedByContractingCompany>
  </DatesAndTimes>
  <Remarks>
    <Type>TO_RELEASE_COMPANY</Type>
    <Remark>Remarks to the release company</Remark>
  </Remarks>
  <Seals>
    <Provider>CARRIER</Provider>
    <Value>Seal</Value>
  </Seals>
</ReleaseDetails>
</Containers>
</ReleaseOrder>

```

## 8 // XML example of an Acceptance Order

The following example aims to serve as a **reference** for sending or receiving a complete Acceptance Order message. Logically, the organization codes are not valid codes. Imaginary codes have been used for demonstration purposes. We have not aimed to use logical message content from a business point of view. Sometimes details which would never be used in real life have been used, but once again, the idea is to demonstrate all the possible message elements that may exist.

```
<?xml version="1.0" encoding="UTF-8"?>
<AcceptanceOrder>
  <MessageHeader>
    <SenderIdentification>USER</SenderIdentification>
    <RecipientIdentification>VALENCIAPORT</RecipientIdentification>
    <Number>USER0123456789</Number>
    <DateAndTime>2010-12-25T09:30:47</DateAndTime>
    <Version>1.1</Version>
    <Function>ORIGINAL</Function>
  </MessageHeader>
  <DocumentDetails>
    <OperationType>EXPORT</OperationType>
    <TransportType>MERCHANT_HAULAGE</TransportType>
    <IsRailTransport>false</IsRailTransport>
    <References>
      <BookingNumber>BN 1234567890</BookingNumber>
    </References>
    <Parties>
      <Type>CONTAINER_PROVIDER</Type>
      <PCSCode>USER</PCSCode>
      <Name>Container Provider Name</Name>
      <NationalIdentityNumber>12345678L</NationalIdentityNumber>
      <StreetAddress>10, Provider Street</StreetAddress>
      <City>Valencia</City>
      <PostalCode>46000</PostalCode>
      <ContactInformation>
        <Name> Contact 1</Name>
        <ContactDetails>
          <Type>PHONE</Type>
          <Details>902 111 222</Details>
        </ContactDetails>
      </ContactInformation>
      <ContactInformation>
        <Name> Contact 2</Name>
        <ContactDetails>
          <Type>FAX</Type>
          <Details>901 555 666</Details>
        </ContactDetails>
      </ContactInformation>
    </Parties>
    <Parties>
      <Type>ACCEPTANCE_COMPANY</Type>
      <PCSCode>CCCC</PCSCode>
      <Name>Acceptance Company Name</Name>
      <NationalIdentityNumber>87654321L</NationalIdentityNumber>
      <DocumentReference>Ref 0987654321</DocumentReference>
      <StreetAddress>10, Acceptance Company Street</StreetAddress>
      <City>Valencia</City>
      <PostalCode>46000</PostalCode>
      <ContactInformation>
        <Name> Contact 1</Name>
```

```

        <ContactDetails>
            <Type>EMAIL</Type>
            <Details>contact1@acceptance.com</Details>
        </ContactDetails>
    </ContactInformation>
</Parties>
<LoadingVesselDetails>
    <VesselName>Loading vessel name</VesselName>
    <Call-sign>Vessel123</Call-sign>
    <VoyageNumber>Voyage number 10</VoyageNumber>
    <BerthRequestNumber>1201012345</BerthRequestNumber>
</LoadingVesselDetails>
<Ports>
    <Function>DISCHARGE</Function>
    <UNLOCODE>USNYC</UNLOCODE>
    <Name>New York (USA)</Name>
</Ports>
<Ports>
    <Function>DESTINATION</Function>
    <UNLOCODE>USBOS</UNLOCODE>
    <Name>Boston (USA)</Name>
</Ports>
< NextTransportDetails >
    <TransportMode>RAIL</TransportMode>
    <RequestedDepartureDate>2020-10-29T11:48:00</ RequestedDepartureDate >
    <NextDischargeLocation>
        <Code>65012</Code>
    </ NextDischargeLocation >
</ NextTransportDetails >
<Remarks>
    <Type>FROM_CONTAINER_PROVIDER</Type>
    <Remark>General remarks from Container Provider</Remark>
</Remarks>
</DocumentDetails>
<Containers>
    <Goods>
        <ItemNumber>1</ItemNumber>
        <NumberOfPackages>10</NumberOfPackages>
        <TypeOfPackages>
            <Code>PX</Code>
            <Description>Pallets</Description>
        </TypeOfPackages>
        <Code>6907</Code>
        <Description>Ceramic tiles, for flooring</Description>
        <GrossWeight>20000</GrossWeight>
    </Goods>
    <Goods>
        <ItemNumber>2</ItemNumber>
        <NumberOfPackages>5</NumberOfPackages>
        <TypeOfPackages>
            <Code>CI</Code>
            <Description>Tins</Description>
        </TypeOfPackages>
        <Code>3208</Code>
        <Description>Paints and varnish</Description>
        <GrossWeight>1000</GrossWeight>
        <DangerousGoodsDetails>
            <UNDGCode>0004</UNDGCode>
            <UNDGDescription>Ammonium picrate</UNDGDescription>
            <IMDGClass>1.1D</IMDGClass>
            <ContactInformation>
                <Name> Contact 1</Name>
            <ContactDetails>

```

```

        <Type>PHONE</Type>
        <Details>902 111 222</Details>
    </ContactDetails>
</ContactInformation>
</DangerousGoodsDetails>
</Goods>
<ContainerDetails>
    <ItemNumber>1</ItemNumber>
    <ISOType>42G0</ISOType>
    <ISODescription>40 feet generic</ISODescription>
    <FullOrEmptyState>
        <Acceptance>FULL</Acceptance>
        <FullContainerDetails>FCL</FullContainerDetails>
    </FullOrEmptyState>
    <Weights>
        <Tare>2000</Tare>
        <Maximum>20000</Maximum>
        <Gross>16000</Gross>
        <IsGrossVerified>true</IsGrossVerified>
    </Weights>
    <OversizeDimensions>
        <Height>150</Height>
    </OversizeDimensions>
    <LeasingAgencyDetails>
        <SCAC>BSIU</SCAC>
        <Name>Blue Sky Intermodal (UK) Ltd</Name>
        <Reference>Leasing ref</Reference>
    </LeasingAgencyDetails>
    <AdditionalInstructions>
        <Type> REINFORCED</Type>
        <Description>Reinforced container</Description>
    </AdditionalInstructions>
    <AdditionalInstructions>
        <Type>CUSTOM</Type>
        <Description>Custom additional instruction</Description>
    </AdditionalInstructions>
    <InspectionAndPositioningDetails>
        <Location>SOIVRE</Location>
        <DateAndTime>2010-12-25T09:30:00</DateAndTime>
        <Operation>SOIVRE inspection</Operation>
    </InspectionAndPositioningDetails>
    <InspectionAndPositioningDetails>
        <Location> PHYTOSANITARY </Location>
        <DateAndTime>2010-12-25T11:30:00</DateAndTime>
        <Operation>Phytosanitary inspection</Operation>
    </InspectionAndPositioningDetails>
    <ReeferContainerDetails>
        <ConnectOnTruck>true</ConnectOnTruck>
        <ConnectInTerminal>true</ConnectInTerminal>
        <TemperatureSettings>
            <Value>3.5</Value>
            <Units>CELSIUS</Units>
        </TemperatureSettings>
        <VentSettings>CLOSED</VentSettings>
        <AirFlowSettings>
            <Value>5.0</Value>
            <Units>CUBIC_METERS</Units>
        </AirFlowSettings>
        <GeneratorSet>true</GeneratorSet>
        <AdditionalInstructions>Other reefer instructions</AdditionalInstructions>
    </ReeferContainerDetails>
</ContainerDetails>
<AcceptanceDetails>

```

```
<ContainerLine>
  <Code>SCAC</Code>
  <Name>Container line</Name>
</ContainerLine>
<References>
  <ContainerListReference>REF00</ContainerListReference>
</References>
<DatesAndTimes>

  <ProposedByContractingCompany>2010-12-25T09:30:00</ProposedByContractingCompany>
</DatesAndTimes>
<Remarks>
  <Type>TO_ACCEPTANCE_COMPANY</Type>
  <Remark>Remarks to the acceptance company</Remark>
</Remarks>
<Seals>
  <Provider>CARRIER</Provider>
  <Value>Seal</Value>
</Seals>
</AcceptanceDetails>
</Containers>
</AcceptanceOrder>
```





**valenciaport**  **pcs.net**  
P o r t   C o m m u n i t y   S y s t e m

User Service Desk  
Avenida Muelle del Turia, s/n  
46024 Valencia  
Tel. No.: 902 884 424  
RCI: 10001  
[www.valenciaportpcs.net](http://www.valenciaportpcs.net)  
[cau@valenciaportpcs.net](mailto:cau@valenciaportpcs.net)