



VERMAS CONTRL MESSAGE USER GUIDE

Messaging User Guide (XML)

Technical Guide for the CONTRL message containing the response to a message sent to valenciaportpcs.net's Verified Gross Mass Service

CONTENTS

1 // INTRODUCTION	4
1.1 // TRACK CHANGES	4
1.2 // OBJECT	4
1.3 // SCOPE	4
1.4 // REFERENCE DOCUMENTS.....	4
1.5 // RELATED LEGISLATION.....	4
1.6 // ABBREVIATIONS AND ACRONYMS	4
2 // BUSINESS CONTEXT AND ASSOCIATED MESSAGING	6
3 // SPECIAL CONSIDERATIONS: FORMAT AND CONTENT	7
3.1 // MANDATORY NATURE, CARDINALITIES, LENGTHS AND TYPES	7
3.2 // DATA FORMATS AND TYPES	8
3.2.1. Character sets supported.....	8
3.2.2. Alphanumeric type (<xs:string>)	8
3.2.3. Boolean type (<xs:boolean>)	8
3.2.4. Numeric types (<xs:positiveInteger> and <xs:decimal>).....	8
3.2.5. Types for date and date/time (<xs:date> and <xs:dateTime>).....	8
4 // MESSAGE STRUCTURE	9
4.1 // TO BE CONSIDERED	9
5 // CONTRL\INTERCHANGEHEADER	10
5.1.1.1. Purpose.....	10
5.1.1.2. Comments.....	10
5.1.1.3. Elements	10
5.1.1.4. XML Example.....	10
6 // CONTRL\MESSAGEHEADER	12
6.1.1.1. Purpose.....	12
6.1.1.2. Comments.....	12
6.1.1.3. Elements	12
6.1.1.4. XML Example.....	13
7 // CONTRL\MESSAGERESPONSEGROUP	14
7.1.1.1. Purpose.....	14
7.1.1.2. Elements	14
7.1.1.3. XML Example.....	14
8 // CONTRL\MESSAGERESPONSEGROUP\MESSAGERESPONSE	15
8.1.1.1. Purpose.....	15
8.1.1.2. Comments.....	15
8.1.1.3. Elements	15
8.1.1.4. XML Example.....	15
9 // CONTRL\MESSAGERESPONSEGROUP\REFERENCE	17
9.1.1.1. Purpose.....	17
9.1.1.2. Comments.....	17
9.1.1.3. Elements	17
9.1.1.4. XML Example.....	17
10 // CONTRL\MESSAGERESPONSEGROUP\FREETEXT	18
10.1.1.1. Purpose.....	18
10.1.1.2. Comments.....	18
10.1.1.3. Elements	18
10.1.1.4. XML Example.....	18

11 // EXAMPLE.....	19
11.1 // ACCEPTANCE MESSAGE EXAMPLE	19
11.2 // REJECTED MESSAGE EXAMPLE.....	20
11.3 // ACCEPTED WITH REMARKS MESSAGE EXAMPLE	21

1 // Introduction

1.1 // Track changes

Version	Parts that change	Change description
19 th May 2016	--	Original version
25 May'16	2.1. Message flow	New message flow added from the Shipper Agent to the Terminal.
28 Jun'16	--	"Draft" watermark deleted.
07 Feb 17	1.4 and 2	Business context and associated messaging moved to an annex

(*) The track changes table features the parts of this document which have changed compared to the previous version. These changes are shown in "■" color in the text.

1.2 // Object

The object of this document is to define the user guide for the XML message corresponding to the response message CONTRL XML from valenciaportpcs's.

This message is part of the **new** message flow which the valenciaportpcs portal has created to facilitate exchanges of documents concerned with the management of Valenciaport's Verified Gross Mass Service.

This guide specifies the format and semantics of this CONTRL response message.

1.3 // Scope

The CONTRL message is used to allow the System to confirm the correct reception of a message or to report an error in the message received.

1.4 // Reference documents

[1] PCS17-BKING001, Annex Business Context and Related Messaging, Versión 07/02/2017, valenciaportpcs.net

1.5 // Related legislation

N/A

1.6 // Abbreviations and acronyms

Term	Meaning
PAV	Port Authority of Valencia
EDI	Electronic Data Interchange

IMO	International Maritime Organization
ISO	International Organization for Standardization
MSC	Maritime Safety Committee
PCS	Valenciaportpcs
SMDG	Ship-planning Message Design Group
SOLAS	Safety of Life at Sea
UN/CEFACT	United Nations Centre for Trade Facilitation and Electronic Business
UN/EDIFACT	United Nations Electronic Data Interchange for Administration, Commerce and Transport
UN/LOCODE	United Nations Code for Trade and Transport Locations
VERMAS	Verified Gross Mass Message
VGM	Verified Gross Mass

2 // Business context and associated messaging

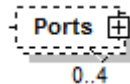
Business context and associated messaging are available in then annex Annex Business Context and Related Messaging [1].

3 // Special considerations: format and content

3.1 // Mandatory nature, cardinalities, lengths and types

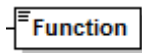
The specifications of the schema for the CONTRL XML message have been drawn up on the basis of the following premises and considerations:

- The maximum cardinalities, the maximum lengths and the types of each element has been defined following the needs of the Valenciaportpcs users.
- The cardinality of each element is indicated by the schema:



- The data types and maximum lengths are indicated in each table elements (the types used and their meaning are described in the next chapter).
- Mandatory elements are indicated:

- As a schema: represented as a solid line

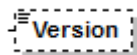


- In the elements table: marked with a "M"

Function	Message function Accepted values: <ul style="list-style-type: none"> • ORIGINAL: original • REPLACE: replace • CANCELLATION: cancellation 	M	an..35
-----------------	--	---	--------

Important note: an element could appear as mandatory by the schema, but be defined later as mandatory (indicated in a detailed validation in a comments section) and be marked in that way in the elements table.

- Optional data are marked:
 - As a schema: represented as a broken line



- In the elements table: marked with an "O"

Version	Message version Accepted values: <ul style="list-style-type: none"> • 1.0 	O	an..5
----------------	--	---	-------

- Optional data is marked:
 - In the elements table: marked with a "C"

LoadingVesselDetails	Group of elements which contains details about the vessel loading the containers.	C	G
-----------------------------	---	---	---

- The data are showed if some conditions happen or other elements are included in the message. Usually there are some business rules written in the "comments" section of each data group.

- The data groups (complex elements in XML that in addition contain an ordered element sequence), are marked in the elements table with a “G” in the field “Type”.

LoadingVesselDetails	Group of elements which contains details about the vessel loading the containers.	C	G
-----------------------------	---	---	---

- This guide contains the business rules that complement the message schema specification.

3.2 // Data formats and types

3.2.1. Character sets supported

The accepted character code format is UTF-8 or UTF-16, in line with Unicode characteristics and ISO-10646.

3.2.2. Alphanumeric type (<xs:string>)

- The XML alphanumeric type is represented in this guide as “an..NNN”, when NNN indicates the maximum size accepted in the field.

3.2.3. Boolean type (<xs:boolean>)

- The XML boolean type is represented in this guide as “boolean”.
- The accepted values for this type of data are “true” or “1” and “false” or “0”.

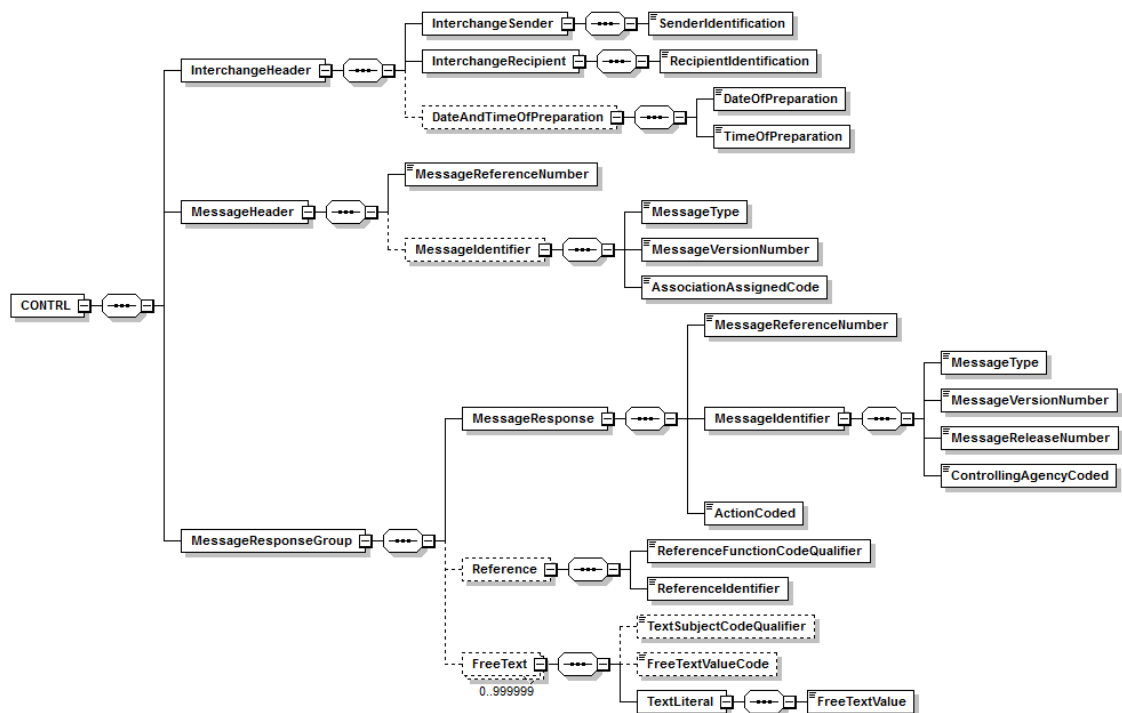
3.2.4. Numeric types (<xs:positiveInteger> and <xs:decimal>)

- The XML numeric type is represented in this guide as “int” for positive whole numbers and “decimal” for real numbers. There is no integer that accepts negative numbers.
- Decimals
 - Decimal values should be represented using the dot (‘.’).
 - Example: 10455.12 or 45.8735
 - Group separators should not be used.
 - Example: 10,455.125 is not valid.
 - If the value is logical according to the data (for example, for temperatures), negative numbers can be indicated (by placing a minus sign ‘-’ in front of them).

3.2.5. Types for date and date/time (<xs:date> and <xs:dateTime>)

- The XML date and time type is represented in this guide as “dateTime” and just the date as “date”.
- Both the date and the date/time must follow the standard XML format:
 - “YYYYMMDD” for the date
 - “YYYYMMDDhh:mm:ss” for the date/time

4 // Message structure



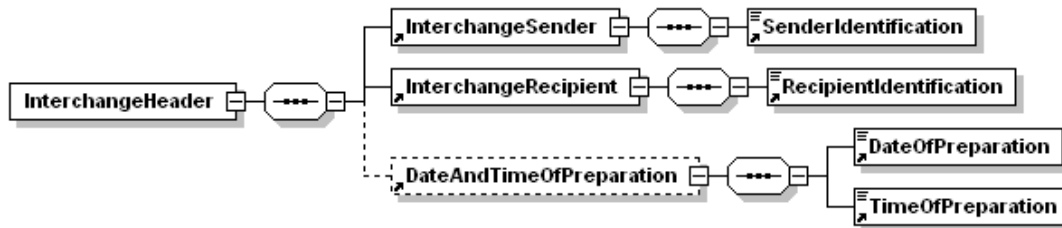
4.1 // To be considered

The schema specification related to the XML document of the CONTRL has been done following the next considerations and premises:

- It has been used the XML message homologue to the CONTRL for the STEIN service for the definition of this message.
- To be able to distinct the current STEIN message, it has been created a new element called "AssociationAssignedCode = VP-VGM".

5 // CONTRL\InterchangeHeader

Level	1
Use	M (Mandatory)
Max. Use	1



5.1.1.1. Purpose

The element group *InterchangeHeader* is mandatory and it is used to identify and specify the message interchange.

5.1.1.2. Comments

- This Element group is required by Valenciaport.
- The codes given by Valenciaportpcs.net will be used for the user identification.
- The sender and recipient identification should be a mailbox code assigned by Valenciaportpcs.net to the organization.

5.1.1.3. Elements

Name	Purpose	M/O	Type
<i>InterchangeHeader</i>		M	
InterchangeSender	Element group that identifies the message sender	M	
InterchangeRecipient	Element group that identifies the message recipient	M	
DateAndTimeOfPreparation	Element group that has the date and time message	O	
<i>InterchangeHeader\InterchangeSender</i>			
SenderIdentification	Element group that identifies the message sender Accepted values: <ul style="list-style-type: none"> • VALENCIAPORT 	M	String 1...35
<i>InterchangeHeader\InterchangeRecipient</i>			
RecipientIdentification	Element group that identifies the message recipient Accepted values: <ul style="list-style-type: none"> • Valenciaport code of the related message sender agent (assigned by Valenciaportpcs). 	M	String 1...35
<i>InterchangeHeader\DateAndTimeOfPreparation</i>			
DateOfPreparation	The preparation date of the message YYMMDD	M	Decimal6
TimeOfPreparation	The preparation time of the message HHMM	M	Decimal4

5.1.1.4. XML Example

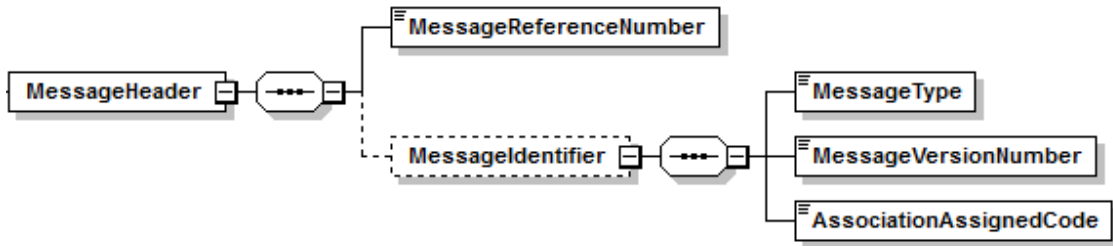
```

<InterchangeHeader>
  <InterchangeSender>
    <SenderIdentification>VALENCIAPORT</SenderIdentification>
  </InterchangeSender>
  <InterchangeRecipient>
    <RecipientIdentification>USER</RecipientIdentification>
  </InterchangeRecipient>
  <DateAndTimeOfPreparation>
    <DateOfPreparation>
    <TimeOfPreparation>
  </DateAndTimeOfPreparation>
</InterchangeHeader>
  
```

```
</InterchangeRecipient>  
<DateAndTimeOfPreparation>  
  <DateOfPreparation>20061224</DateOfPreparation>  
  <TimeOfPreparation>1215</TimeOfPreparation>  
</DateAndTimeOfPreparation>  
</InterchangeHeader>
```

6 // CONTRL\MessageHeader

Level	1
Use	M (Mandatory)
Max. Use	1



6.1.1.1. Purpose

The element group MessageHeader is mandatory and it is used to identify the header information of the document. This group gives information about the message number, type, version, etc.

6.1.1.2. Comments

- The element AssociationAssignedCode should have the value VP-VGM

6.1.1.3. Elements

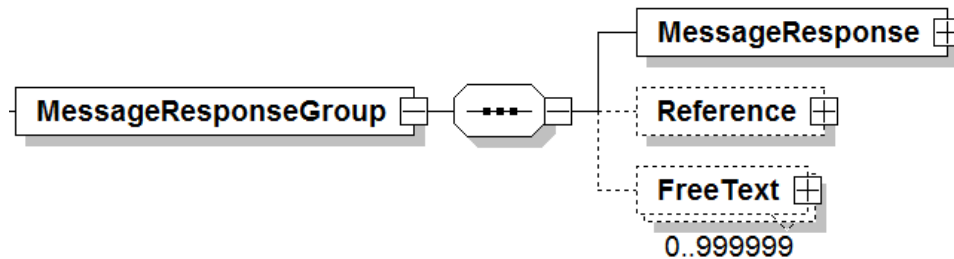
Name	Purpose	M/O	Type
<i>MessageHeader</i>		M	
MessageReferenceNumber	Unique reference assigned by the sender to identify the message. As the CONTRL is always generated by valenciaportpcs, the reference structure will have the following pattern: VPRTACCCCCCCC Where: <ul style="list-style-type: none"> VPRT: an4. valenciaportpcs identification code A: an1. Last digit of the current year CCCCCCCC: an..9. Item number which completes the unique identifier 	M	String 1...14
MessageIdentifier	Element group to identify the type, version, etc. of the interchanged message.	O	
<i>MessageHeader\MessageIdentifier</i>			
MessageType	Code that identifies the document type. Accepted values: <ul style="list-style-type: none"> CONTRL 	M	String 1...9
MessageVersionNumber	Message version number Accepted values: <ul style="list-style-type: none"> 1.0 	M	String 1...3
AssociationAssignedCode	Assigned code to distinct CONTRL messages in the PCS. Accepted values: <ul style="list-style-type: none"> VP-VGM 	M	String 1...9

6.1.1.4. XML Example

```
<MessageHeader>  
  <MessageReferenceNumber>VPRT5000005404</MessageReferenceNumber>  
  <MessageIdentifier>  
    <MessageType>CONTRL</MessageType>  
    <MessageVersionNumber>1</MessageVersionNumber>  
    <AssociationAssignedCode>VP-VGM</AssociationAssignedCode>  
  </MessageIdentifier>  
</MessageHeader>
```

7 // CONTRL\MessageResponseGroup

Level	1
Use	M (Mandatory)
Mx. Use	1



7.1.1.1. Purpose

The element group MessageResponseGroup is used to identify the original message that has been replied, saying in addition if there was an error or not in the message.

7.1.1.2. Elements

Name	Purpose	M/O	Type
MessageResponse	Element group that identifies the original message that has been replied	M	
Reference	Element group that indicates some reply references	O	
FreeText	Element group that indicates if the original message has errors or not	O	

7.1.1.3. XML Example

```

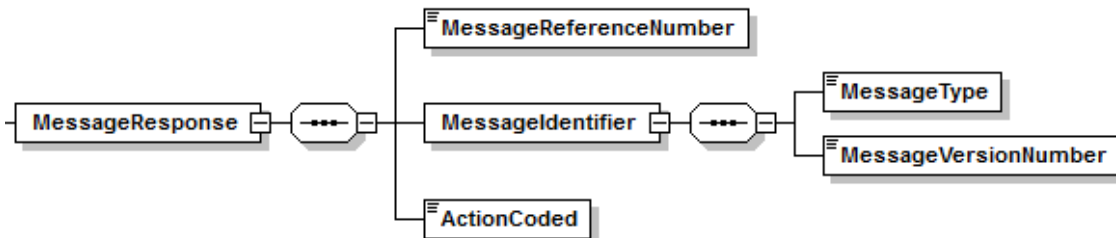
<MessageResponseGroup>
  <MessageResponse>
    ...
  </MessageResponse>

  <Reference>
    ...
  </Reference >

  <FreeText>
    ...
  </FreeText>
</MessageResponseGroup>
  
```

8 // CONTRI\MessageResponseGroup\MessageResponse

Level	2
Use	M (Mandatory)
Max. Use	1
Element Group	MessageResponseGroup



8.1.1.1. Purpose

The element group MessageResponseGroup is used to identify the original message that has been replied, saying in addition if there was an error or not in the message.

8.1.1.2. Comments

- The *MessageIdentifier* and *MessageReferenceNumber* elements come from the original message that has been replied.

8.1.1.3. Elements

Name	Purpose	M/O	Type
<i>MessageResponse</i>			
MessageReferenceNumber	Reference message number for which a reply is given: element <i>MessageHeader/MessageReferenceNumber</i> from the original message.	M	String 1...14
MessageIdentifier	Element group that identifies the message type for which a reply is given	M	
ActionCoded	Code indicating the acceptance or rejection or the acceptance with remarks of the message Accepted values: <ul style="list-style-type: none"> ACCEPTED: accepted message ACCEPTED_WITH_REMARKS: Accepted message with remarks REJECTED: rejected message 	M	String 1..35
<i>MessageResponseMessageIdentifier</i>			
MessageType	Code that identifies the document type Accepted values: <ul style="list-style-type: none"> VERMAS 	M	String 1...9
MessageVersionNumber	Message version number	O	String 1...3

8.1.1.4. XML Example

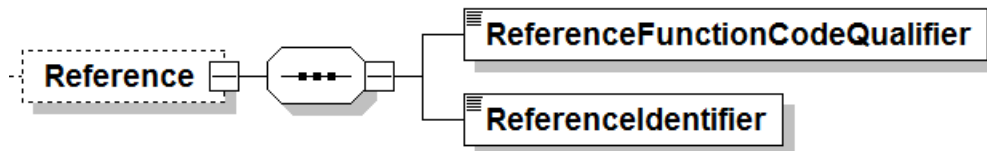
```

<MessageResponse>
  <MessageReferenceNumber>AB150907092420</MessageReferenceNumber>
  <MessageIdentifier>
  
```

```
<MessageType>VERMAS</MessageType>  
</MessageIdentifier>  
<ActionCoded>REJECTED</ActionCoded>  
</MessageResponse>
```


9 // CONTRL\MessageResponseGroup\Reference

Level	2
Use	M (Optional)
Max. Use	3
Element Group	MessageResponseGroup



9.1.1.1. Purpose

Element group indicated to include the different references associated with the message and/or the document for which a reply is given.

9.1.1.2. Comments

- The reference AQY contains the unique identifier generated by the System for the document for which a reply is given: Document Number of the *BeginningOfMessage* group. If this document was an original, in the future amendments or cancellations this identifier must be used.

9.1.1.3. Elements

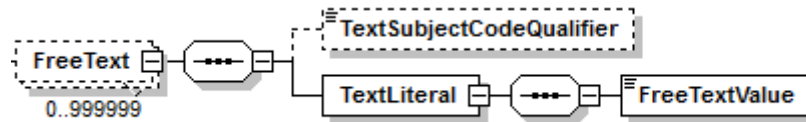
Name	Purpose	M/O	Type
ReferenceFunctionCodeQualifier	Code that identifies the meaning of the reference given. Element <i>BeginningOfMessage/documentNumber</i> from the original message Accepted values: <ul style="list-style-type: none"> DOCUMENT_NUMBER: <i>File identification number</i> (document number assigned for the System to the document for which a replay is given) 	M	String 1...17
ReferenceIdentifier	Reference value	M	String 1...30

9.1.1.4. XML Example

```
<Reference>
  <ReferenceFunctionCodeQualifier>DOCUMENT_NUMBER</ReferenceFunctionCodeQ
ualifier>
  <ReferenceIdentifier>OPEF2015E000188</ReferenceIdentifier>
</Reference>
```

10 // CONTRL\MessageResponseGroup\FreeText

Level	2
Use	O (Optional)
Max. Use	999999
Element Group	MessageResponseGroup



10.1.1.1. Purpose

The element group *FreeText* is used to give additional information indicating if the original message had errors or not.

10.1.1.2. Comments

- The element *FreeTextValueCode* is not used by Valenciaportpcs.net.
- The element group *TextLiteral* is required by Valenciaportpcs.net and should contain a unique instance of the element *FreeTextValue*.

10.1.1.3. Elements

Name	Purpose	M/O	Type
<i>FreeText</i>			
TextSubjectCodeQualifier	Code that indicates the meaning of the text Accepted values: <ul style="list-style-type: none"> • REMARK: General remark • ERROR: Error description 	M	String 1...14
TextLiteral	Element group of free text	O	
<i>FreeText \ TextLiteral</i>			
FreeTextValue	Free text	M	String 1...512

10.1.1.4. XML Example

```

<FreeText>
  <TextSubjectCodeQualifier>ERROR</TextSubjectCodeQualifier>
  <TextLiteral>
    <FreeTextValue>Error while the message was being processed </FreeTextValue>
  </TextLiteral>
</FreeText>
  
```

11 // Example

11.1 // ACCEPTANCE message example

```
<CONTRL>
  <InterchangeHeader>
    <InterchangeSender>
      <SenderIdentification>VALENCIAPORT</SenderIdentification>
    </InterchangeSender>
    <InterchangeRecipient>
      <RecipientIdentification>SICA</RecipientIdentification>
    </InterchangeRecipient>
    <DateAndTimeOfPreparation>
      <DateOfPreparation>160425</DateOfPreparation>
      <TimeOfPreparation>1645</TimeOfPreparation>
    </DateAndTimeOfPreparation>
  </InterchangeHeader>
  <MessageHeader>
    <MessageReferenceNumber>VPRT6000000115</MessageReferenceNumber>
    <MessageIdentifier>
      <MessageType>CONTRL</MessageType>
      <MessageVersionNumber>1.0</MessageVersionNumber>
      <AssociationAssignedCode>VP-VGM</AssociationAssignedCode>
    </MessageIdentifier>
  </MessageHeader>
  <MessageResponseGroup>
    <MessageResponse>
      <MessageReferenceNumber>AB160425164519</MessageReferenceNumber>
      <MessageIdentifier>
        <MessageType>VERMAS</MessageType>
        <MessageVersionNumber>1.0</MessageVersionNumber>
      </MessageIdentifier>
      <ActionCoded>ACCEPTED</ActionCoded>
    </MessageResponse>
    <Reference>
      <ReferenceFunctionCodeQualifier>DOCUMENT_NUMBER</ReferenceFunctionCodeQualifier>
      <ReferenceIdentifier>SICA16042500000004</ReferenceIdentifier>
    </Reference>
  </MessageResponseGroup>
</CONTRL>
```

11.2 // REJECTED message example

```
<CONTRL>
  <InterchangeHeader>
    <InterchangeSender>
      <SenderIdentification>VALENCIAPORT</SenderIdentification>
    </InterchangeSender>
    <InterchangeRecipient>
      <RecipientIdentification>SICA</RecipientIdentification>
    </InterchangeRecipient>
    <DateAndTimeOfPreparation>
      <DateOfPreparation>160425</DateOfPreparation>
      <TimeOfPreparation>1648</TimeOfPreparation>
    </DateAndTimeOfPreparation>
  </InterchangeHeader>
  <MessageHeader>
    <MessageReferenceNumber>VPRT6000000117</MessageReferenceNumber>
    <MessageIdentifier>
      <MessageType>CONTRL</MessageType>
      <MessageVersionNumber>1.0</MessageVersionNumber>
      <AssociationAssignedCode>VP-VGM</AssociationAssignedCode>
    </MessageIdentifier>
  </MessageHeader>
  <MessageResponseGroup>
    <MessageResponse>
      <MessageReferenceNumber>AB160425164805</MessageReferenceNumber>
      <MessageIdentifier>
        <MessageType>VERMAS</MessageType>
        <MessageVersionNumber>1.0</MessageVersionNumber>
      </MessageIdentifier>
      <ActionCoded>REJECTED</ActionCoded>
    </MessageResponse>
    <FreeText>
      <TextSubjectCodeQualifier>ERROR</TextSubjectCodeQualifier>
      <TextLiteral>
        <FreeTextValue>El elemento 'VERMAS' tiene un elemento secundario 'BeginningOrMessage' no válido. Lista
esperada de Elements posibles: 'BeginningOfMessage'. Error en (línea:30; carácter:4).</FreeTextValue>
      </TextLiteral>
    </FreeText>
  </MessageResponseGroup>
</CONTRL>
```

11.3 // ACCEPTED with REMARKS message example

```
<CONTRL>
  <InterchangeHeader>
    <InterchangeSender>
      <SenderIdentification>VALENCIAPORT</SenderIdentification>
    </InterchangeSender>
    <InterchangeRecipient>
      <RecipientIdentification>SICA</RecipientIdentification>
    </InterchangeRecipient>
    <DateAndTimeOfPreparation>
      <DateOfPreparation>160425</DateOfPreparation>
      <TimeOfPreparation>1645</TimeOfPreparation>
    </DateAndTimeOfPreparation>
  </InterchangeHeader>
  <MessageHeader>
    <MessageReferenceNumber>VPRT6000000115</MessageReferenceNumber>
    <MessageIdentifier>
      <MessageType>CONTRL</MessageType>
      <MessageVersionNumber>1.0</MessageVersionNumber>
      <AssociationAssignedCode>VP-VGM</AssociationAssignedCode>
    </MessageIdentifier>
  </MessageHeader>
  <MessageResponseGroup>
    <MessageResponse>
      <MessageReferenceNumber>AB160425164519</MessageReferenceNumber>
      <MessageIdentifier>
        <MessageType>VERMAS</MessageType>
        <MessageVersionNumber>1.0</MessageVersionNumber>
      </MessageIdentifier>
      <ActionCoded>ACCEPTED_WITH_REMARKS</ActionCoded>
    </MessageResponse>
    <Reference>
      <ReferenceFunctionCodeQualifier>DOCUMENT_NUMBER</ReferenceFunctionCodeQualifier>
      <ReferenceIdentifier>SICA16042500000004</ReferenceIdentifier>
    </Reference>
    <FreeText>
      <TextSubjectCodeQualifier>REMARK</TextSubjectCodeQualifier>
      <TextLiteral>
        <FreeTextValue>Su mensaje fue aceptado con observaciones</FreeTextValue>
      </TextLiteral>
    </FreeText>
  </MessageResponseGroup>
</CONTRL>
```



valenciaport  **PCS**
PORT COMMUNITY SYSTEM

Centro de Atención a Usuarios
Avenida Muelle del Turia, s/n
46024 Valencia
Tel.: 902 88 44 24
R.C.I.: 10 001
www.valenciaportpcs.net
cau@valenciaportpcs.net